

THE S. B. FELLOWS COLLECTION OF PRIMITIVE ART

Kim Akerman

This collection was gathered by S. B. Fellows and his wife Sarah between the years 1891 –1901. The bulk of the material, which is all from the Trobriand Islands was given to Fellows and his wife as gifts in return for their unselfish devotion and love they gave their parishioners.

Most of the pieces therefore have not only artistic and aesthetic merit but are also links with the great names of natives during the contact period. People such as Pulitara, Enamakala and Moliassi, whom Fellows worked and lived with, and described vividly in his diaries and many notes.

S. B. Fellows died at Mount Barker, Western Australia May 30th 1933.

Rev. S. B. Fellows.



**PRESIDENT OF CONFERENCE,
1912-13**

'*The Western Methodist*' prints the following biographical sketch of the newly-appointed President (Rev. S. B. Fellows):

Mr. Fellows was nominated as a candidate for the Ministry by the late Rev. J. Berry to the Quarterly Meeting of the Trinity Church Circuit, Dunedin, New Zealand, in the year 1884. The nomination was sustained by the unanimous and hearty vote of the meeting. The Otago District Synod of that year, after full examination of the candidate, unanimously recommended him to the ensuing Conference. The New Zealand Conference of 1885 unanimously received Mr. Fellows and Mr. C. H. Laws (N.Z. President, 1910), and sent them for training to the Three Kings' College, Auckland. At that time there was a strong determination among the men of the Conference that, despite the pressing calls of the work, the candidates' term of training should not be curtailed. The President has already referred in grateful terms to the fact that he was among the first batch of fortunate students to receive the full three years' term. His first appointment was to pioneer and establish a Circuit at Riverton – the 'Farthest South' Circuit of Australasian Methodism — where he remained for three years. Here he received a letter from Dr. Geo. Brown, telling him that the New Zealand ministers had spoken of him to the Doctor as a suitable man for a missionary, and asking him to offer himself for the Foreign Mission field. After due consideration the offer was made. Mr. Fellows was then transferred to the New South Wales Conference, and was appointed as Mr. Bromilow's colleague in the pioneer mission party to Papua. When the Mission house had been built at the head station on Dobu, Mr. Fellows was sent to found the second station on Panaieti Island. Here two busy years were spent in house and Church building, clearing and planting, and in arranging and holding regular services throughout the Group. The native language was learned from the lips of the people and reduced to written form by Mr. Fellows. His Grammar and Vocabulary were printed by Sir W. McGregor in his Annual Report to the Imperial Government. Best of all, St. Mark's Gospel was translated and printed, together with another book of hymns, Catechism, etc. Mr. Fellows was then appointed to open up the work among the numerous and war-loving tribes of the Kiriwina Group. In this important and difficult mission he had Mrs Fellows' valuable help and companionship. Once more the hindrances and hardships of pioneering among the wild savages were met, and, with the Divine blessing, conquered. The new language, was learned, the Grammar and Vocabulary were printed by Sir G. Le Hunte in his annual report, and a "Life of Jesus Christ" translated and printed. The confidence of the excitable and suspicious natives was won, church services and day schools established, Mission building erected, and, with the help of the Fijian teachers, thousands of natives were soon brought under the influence of the Mission.

After some years of steady toil, a number of young men and women were "born to the spirit" and soundly converted to God. These were gathered into a Training Institution to be prepared for their life work as teachers and teacher's wives. Owing

to the severity of the fever and ague and its effects on the health of Mrs. Fellows and the children, Mr. Fellows was compelled to leave Papua, after having spent ten years in that Mission field, Six years of circuit work followed in Queensland. At the last two Conferences he attended in Queensland he was assistant Secretary of Conference. A deputation trip to this State led to the call to Albany at a very important crisis in the history of that Circuit.

Four years of happy toil were spent in Albany, and .for three of these years Mr. Fellows was Chairman of the Southern District. At the Conference in 1911 Mr. Fellows was elected as secretary of .the Conference. He was then appointed to the Bunbury Circuit, and to the Chairmanship of the South Western District, which appointment he still holds.

Bunbury Herald Saturday 20th April 1912. Page 9.

This catalogue, or more correctly, inventory, was made at the request of Mrs Marjorie Mary Walker, the daughter of S. B. Fellows, and her niece Benjamin Fellows of Malarang Park, Western Australia, in 1971.

The inventory was made in order to gain some appreciation of the magnitude of the Collection prior to making it available for sale.

The Commonwealth of Australia purchased the Collection and it is now housed at The Australian National Gallery, Canberra.

Rather than expanding the catalogue I have tried where possible to correct typographical errors etc that occurred in the original 1971 draft.

The Inventory was made by Kim Akerman and the photographs taken by Aurthur Nutt, photographer of Perth, Western Australia.

Some 80% of the Collection was photographed in the exercise.

A 6" rule provides scale in all images.

Kim Akerman has subsequently transcribed and digitized the three diaries kept by S. B. Fellows between 1891 and 1900 and also digitized the historic photographs relating to the period, that accompanied the Collection.

NOTE

At the time of creating the inventory, individual artefacts were colour-coded for ease of reference. It is not known if they remain so coded today.

**PERSONAL RECOLLECTIONS OF MARGERIE MARY WALKER
(DAUGHTER OF S. B. FELLOWS)**

Relating to objects in the collection.

1.

The cowrie shell arm and leg bands (Red G2, G3, G5, and G7.) presented to S. B. Fellows by Moliasi, a chief of Kwabaku in the Tilataula district of Kiriwina, – in recognition of his chiefly status.

2.

The lime gourd (Black P.1) presented by Pulitara, chief of the Kulamati district of Kiriwina, to Sarah Fellows in respect of her love and devotion. It was rare indeed for anyone – let alone a chief – to part with such an heirloom.

3

Shield (Blue F2) – Shield collected by Moreton after an attack in 1899 on him. Mr Moreton gives the following account of the attack.

“We started from Kavataria at 9.40 am to visit Enamakala. The party consisted of seven constabulary, five boys who had been in the employ of the Government before, some carriers and myself. We went through the villages of Gumilababa and Kapupu. The chief of the latter place, named Giogaga accompanied us and led the way from his village. After we had walked about twelve minutes, and half of us had got over a garden fence into the bush, I halted to allow the tail to get over. Whilst waiting I heard a great commotion in our rear, and on doubling back found it was being attacked. There was a large number of natives with shields and spears hanging about our rear, and some had approached to within about thirty yards. However, twenty-five shots sent them scattering with the police at their heels, but the coral was too much for the police and no captures were made. The police returned bringing a shield bespattered with blood, and a bullet hole through it, together with a few spears. On continuing our route, we found where a large party had been lying in ambush about sixty to eighty yards ahead of where I turned back from, so it seems that they had laid their plans fairly well, had it not been for the impetuosity of the others, who must have been spoiling for a fight. I was told afterwards that there had been four parties round – one as I have just mentioned, in ambush, one in the bush on either side, and the one that attacked us.

M. H. Moreton Dspatch No. 98. 2 December 1899. *Annual report British New Guinea* 1899: 10.

4.

Mankiller club (Blue 1) In correspondence with Rev Jenkins 3-9-1933, Fellows states
'One stone club very rare – known as the "Mankiller".'

5.

Club (Blue B1) – This was said to have been Moliasi's own club. Moliasi, was a chief
of Kwabaku in the Tilataula district of Kiriwina.

6.

Club (Blue C1) – Bulitara's club or baton – used for striking unfaithful wives.

7.

Club (Blue C1) – This was also said to have been Moliasi's own club. Moliasi, was a
chief of Kwabaku in the Tilataula district of Kiriwina.

8.

Sucker Fish (Blue J1) – carved for S. B. Fellows by a deaf and dumb man.

Bibliography

Austen, L. 1945. Native handicrafts in the Trobriand Islands. *Mankind* 3(7):193-198.

Dickson, T. Elder. 1943. Ceremonial lime spatulae from British New Guinea. *Man* XLIII(15): 25-26.

Dickson, T. Elder and Whitehouse, E. 1942. An unusual ceremonial lime-spatula from the Trobriand Islands. *Man* XLII(29): 49-51.

Fellows, S.B. 1900. A battle over fish at Kiriwina. *The Australasian Methodist Missionary Review*. X(5): 1-3.

Fellows, S.B. 1901. Note in Despatches - Atonement or peace-making of the natives of Kiriwina. *Man* 1901(36): 45-46.

Haddon, A.C. 1894. From 'The Decorative Art of British New Guinea. Cunningham Memoirs X. Royal Irish Academy.

Leach, E.R. 1954. A Trobriand Medusa. *Man* No.158: 103-106.

Replies to Leach

1) Berndt R.M. A comment on Dr Leach's Trobriand medusa. *Man* 1958(65).

2) Leach. Reply to Berndt *Man* 1958(90).

3) Reynolds (comment on Berndt). *Man* 1958(160).

4) Tindale (comment) *Man* 1959(66).

5) Salisbury (comment) *Man* 1959(67).

Lindblom, G. 1943. Crescent-shaped lime spatula from British New Guinea. *Man* (119)143.

Linton, R. and Wingert, P.S. 1946. *Arts of the south seas*. Museum of Modern Art. NY.

Malinowski, B.

Papers

1915. *The natives of Mailu*. Transactions of the Royal Society of South Australia. 39.

1918. Fishing in the Trobriand Islands. *Man* 53: 87-92.

1920. War and weapons among the natives of the Trobriand Islands. *Man* 5: 10-12.

1920. Kula: the circulating exchange of valuables in the archipelagoes of eastern New Guinea. *Man* 51: 97-105.

1934. Stone implements in eastern New Guinea. from 'Essays presented to C.G. Seligman'. E.E. Evans-Pritchard, R. Firth. B. Malinowski and Schapera (eds). Kegan Paul. London.

Books

Kim Akerman 1971. *Catalogue of the S. B. Fellows Collection of Papuan Artefacts, Collected between 1891 – 1901*. Digitised 2015. 7

1965. *Coral gardens and their magic*. 2 Vols. Indiana.
1966. *Argonauts of the Western Pacific*. Routledge, Kegan and Paul.

Seligman, C.G. 1909. A type of canoe ornament with magical significance from south-eastern New Guinea. *Man* 16:33-35.

Seligman, C. G. 1910. *The Melanesians of British New Guinea*. Cambridge.

Seligman, C.G. & T. Elder Dickson. 1946. 'Rajim' and 'tabuya' of the D'Entrecasteaux Group. *Man* 112:134.

Spiegel, H. 1970. Soul Boats in Melanesia. *Archaeology and Physical Anthropology in Oceania* 6(1): 34-43.

***THE S. B. FELLOWS COLLECTION OF
PAPUAN ARTEFACTS***

1891-1901


NOTE

At the time of creating the inventory individual artefacts were colour-coded for ease of reference. It is not known if they remain so coded today.

Code Blue:

1. Stone-headed club – collected in Kiriwina but of New Britain origin. The pecked stone head 3.2” x 3.5” is held on by a rattan loop cemented with wax. The wax is studded with *giri-giri shells* (*Nassa* sp). Total length 47.2”. Known in Kiriwina as “Man-Killer.

In correspondence to Rev. Jenkins 3/9/1893, Fellows states “One stone club, very rare– known as the ‘Mankiller’.



Blue 1. Club

Code Blue A:

Ebony Lanceolate Clubs and Batons.

- | | | |
|-----|--------|---------------------------------------------------------------------------------------------------------------------------------------------|
| A1. | 40.00" | from the tip the carving extends 28.00".
9.0" shouldered grip with large ridged pommel. |
| A2. | 34.00" | 17.00" carved zone directly above the 7.75" incised
shouldered grip. The pommel has a raised serpent
figure. |
| A3. | 24.5" | A small baton with 5.5" incised panel found 4.00" from
the tip. The 7.25" grip has simple shoulders and the
pommel bears scroll-work. |




Clubs A1-3

CODE BLUE B:


Ebony Clubs and Batons with Straight Tapered Sides. The tip is usually square but may be curved or pierced. The pommel is usually heavy and ornate.

- B1. 35.00" "Owned by Moliasi". 10.00" grip with 5.5" pommel. Pommel ridge is incised and pierced with conventional Frigate bird motif. Shoulder engraved with double spirals. From the shoulder a 7.5" human-headed (faced) serpent ascends midline of the blade.
- B2. 30.00" 6.75" grip with 3.5" pommel. Pommel is plain with a crescentic ridge. Slight shoulder is engraved with zigzags. Upper 19.5" of the blade divided into two scroll and spiral incised panels. Tip is splintered.
- B3. 29.00" 7.5" grip with 4.00" pommel. Pommel has carved and incised crescentic ridge. Tip of blade pierced with seven holes. Upper 9.5" of blade carved with bold double spiral motif.
- B4. 27.00" 6.00" grip with simply carved 2.5" pommel. Prominent curved shoulder is engraved. Below shoulders I 3.00" spiral and scroll incised panel. Tip is curved, below which is a 7.00" spiral and scroll incised panel.
- B5. 25.9" 7.00" grip with 3.00" circular pommel incised with concentric circles. Shoulder plain. Tip is pierced (5 holes). Upper 7.5" panel with scroll and serpent motif.
- B6. 25.2" 7.5" grip with 3.5" serpent pommel. Upper 6.5" lightly incised with scroll work.
- B7. 24.4" 8.00" grip with broad 4.00" incised pommel. 143.00" incised panel. Tip is pierced and chipped.



Clubs B1-7

- B8. 22.8" 5.8" grip with 2.10" round pommel with star motif. 8.5" zigzag carved panel on the blade.
- B9. 22.8" 6.2" grip with 2.00" plain pommel. 6.00" scroll-worked panel with two 3.3" – 3.6" serpents one side and one on the other. Tip is pierced five times and is chipped.
- B10. 22.2" 5.8" grip with 2.2" engraved and ridged pommel, shoulder engraved with circles. 6.2" scroll-engraved panel with two 4.00" recurved serpents.
- B11. 21.6" 6.5" grip with 2.5" scrolled spherical pommel. 5.8" panel on blade incised with scroll-work and double-headed serpent.
- B12. 21.00" 5.5" grip with large well-carved pommel 2.2" x 3.00". 6.5" panel incised with scroll and serpent motifs on the blade. Rest of the blade divided into two panels each with two serpents.
- B13. 22.3" 5.2" grip with 1.7" circular pommel with spiralled bird brackets. Upper 4.00" of blade incised with a square coiled guilloche.
- B14. 21.00" 5.5" simple grip with 1.7" round pommel. Upper 6.5" of blade well incised with scroll-work. One side has five simple serpents below this panel, the other side only three.



Clubs B8-14

CODE BLUE C:

Saw-edged or Toothed Clubs and Batons – “Mitegenigani”.

- | | | |
|-----|--------|---------------------------------------------------------------------------------------------------------------------------------------------------|
| C1. | 33.00” | 23.00” blade, the simple grip has an elaborate 5.00” pommel. At the tip is a 2.5” double bird bracket. The median ridge is engraved with spirals. |
| C2. | 29.00” | 19.00” blade with long grip terminating with a 4.5” engraved crescent-ridged pommel. The 1.75” tip is engraved with crescentic zigzags. |
| C3. | 25.00” | 18.25” blade. Grip terminates in a crude 3.25” bird-scroll pommel. The 1.75” circular tip is plain. Median ridge incised with linked scrolls. |
| C4. | 22.4” | 17.5” crude blade with 2.00” bird crest pommel. Round, 1.25”, scroll-engraved tip. Median ridge incised with bird brackets |




Clubs C1-4

CODE BLUE D:

Large Brown-Wood Clubs and Batons with Straight Tapered Sides.

- D1. 29.5" 9.00" scroll-incised panel below the curved tip. The graceful grip has zigzag incised shoulder and plain triangular pommel.
- D2. 27.7" 7.00" bold-scroll incised panel. Shoulder is incised with zigzags. Semi-circular pommel is engraved with scrolls and zigzags.




Clubs D1-2

CODE BLUE E:

Walking Stick/Staff and Wands/Stirrer (?)

- E1. 42.00" Stick with 8.3" double-human figures with scroll-work. Two
17.00" serpents descend the shaft.
- E2. 39.00" Wand or stirrer (?) with 1.25" pierced handle, broken finial.
Handle engraved with spirals



E1-2. Walking Stick and Stirrer(?)

CODE BLUE F:

Shields, both plain and adorned.

- F1. 34.00" Plain shield with rattan handle. The left-hand edge has been split away and there are seven ebony spear points embedded in it.
Known as Moliassi's Shield it was said, by Mrs Marjorie Walker, S. B. Fellows daughter, to have been used by Moliassi in his revolt against Enamakala in 1899.



F1.

F1. Moliasi's Shield

CODE BLUE F:


Shields, both plain and adorned.

F2. 33.00” Emblazoned shield. At the top in S.B. Fellows handwriting is the legend ‘Used in the assault on the Resident Magistrate Nov. 8/99 at Kapapu, Kiriwina.’

A bullet hole pierces the shield and the back appears to be bloodstained.

The Magistrate Moreton, gave an account of the attack in the Government District Despatch No. 98, 2nd December 1899, Page 10 of the Annual Report on British New Guinea 1899-1900.

"Used in the assault on
the Magistrate Nov. 8/99 at Kapapu,
Kiriwina.
S. B. Fellows"




Bullet hole

Detail of Inscription on Shield F2.



F.2.

Shield F2.



Lateral view of shields F1, and F2.

CODE BLUE G:

G1. 26.00” Bamboo smoking pipe. 10.00” decorated panel with etched and blackened designs resembling Indonesian or Iban art.



G1.

CODE BLUE H:

- H1. 10.00” Standing female figure with features crudely executed. Zigzag bandoliers cross the body and zigzags are incised on head and arms.
- H2. 9.5” Squatting female in ‘ancestor’ position, zigzag band across forehead. Slight damage to the topknot and one arm is broken.



H2.



H1.



CODE BLUE J:

Carved Fishes

- | | | |
|-----|--------|----------------------------------------------------------------------------|
| J1. | 29.00" | Long slim sucker fish. The engraving is dense and most carefully executed. |
| J2. | 9.00" | Thick heavy wrasse – ‘Parrot fish’. |
| J3. | 10.00" | Slim Trigger fish or Leatherjacket. |
| J4. | 8.7" | Coral Cod (?). Pierced at snout and tail for suspension |



J1.



J2.



J4.




J3.



CODE BLUE K:

Carved Ebony Reptiles.

- | | | |
|-----|--------|---------------------------------------------------------------|
| K1. | 17.06" | Crocodile figure with broken tail. |
| K2. | 25.4" | Crocodile with cracked tail. |
| K3. | 25.4" | Figure with crocodilian tail but with a 'varanid' style head. |



CODE BLUE L:

Carved Pigs and other Quadrupeds.

- | | | |
|-----|--------|--------------------------------------------------------------------------------------------------------------------------------------------|
| L1. | 11.25" | Brown wooden pig with engraved body. Tail terminates in a bird crest. Pierced at snout, ears and tail with pandanus fibre tassels. |
| L2. | 11.5" | Brown wooden pig with engraved body. Tail terminates in a bird crest. Pierced at snout and tail with pandanus fibre tassels. |
| L3. | 7.00" | Ebony pig with engraved head. Legs on the right side are broken short. |
| L4. | 8.4" | Ebony rodent (?) with engraved body and straight tail. Right fore and left hind legs are broken short. |
| L5. | 9.5" | Ebony pig with engraved body. Tail is broken at the end. |
| L6. | 8.75" | Ebony animal with human face and thick curved tail. Legs are unseparated. A small band woven of fern fibre has been placed around the body |



CODE BLUE M:

Large and Small Drums. Owned exclusively by the men.

- | | | |
|-----|--------|------------------------------------------------------------------------------------------------------------------------------------------------|
| M1. | 28.25" | Well carved and polished, with pierced flanges to take fibre tassels. Carvings are simple serpent motifs on body and decorated handle flanges. |
| M2. | 12.75" | Well carved small drum with star in circle and zigzag motifs. |
| M3. | 12.5" | Crudely carved small drum with concentric circle motif. |
| M4. | 12.25" | Well carved small drum with concentric circle and zigzag motifs. |
| M5. | 12.5" | Unadorned small drum with reptile skin tympanum present. |



CODE BLUE N:

Canoe Models – Many Made Specifically for Sarah Fellows.

- | | | |
|------|--------|--------------------------------------------------------------------------------------------------------------------------------------------------------------------------|
| N1. | 27.4” | Slim canoe with frigate-bird prow and stern boards. Strakes engraved with circles and scrolls. Flat bottom. |
| N2. | 26.6” | Curved and keeled hull with scroll-engraved strakes. |
| N3. | 24.5” | Heavy and deep with narrow cavity. All surfaces engraved. Flat bottom. |
| N4. | 21.1” | Heavy, dinghy-like craft with rectangular cavity. The flat bottom bears the word ‘Marama’ – Sarah Fellows title in the Trobriands. |
| N5. | 17.9” | Heavy boat with animal-headed prow. Cavity and sides below the strakes are painted red. The flat bottom bears the word ‘Marama’ – Sarah Fellows title in the Trobriands. |
| N6. | 17.9” | Heavy deep craft. Bottom bears the words ‘Sallie with love from Sam’. |
| N7. | 16.1” | Deep gondola-like craft with <i>tabuya</i> prow board. Deep oval cavity The bottom bears the word ‘Marama’ – Sarah Fellows title in the Trobriands. |
| N8. | 16.00” | Heavy well engraved craft, bottom carved with the words ‘ <i>Rev. S.B. and Mrs Fellows –landed Kiriwina Aug 28 1894 left</i> ’. |
| N9. | 15.00” | Straight slim craft with unusual prow and stern carving. Cord attached. The flat bottom bears the word ‘Marama’ – Sarah Fellows title in the Trobriands. |
| N10. | 15.00” | Well carved with strakes and prow boards – engraving poor. The flat bottom bears the word ‘Marama’ – Sarah Fellows title in the Trobriands. |
| N11. | 15.00” | Heavy and bowl-like with 0.75” projecting ‘tail’. The flat bottom bears the word ‘Marama’. |




CODE BLUE N: (continued)

- N12. 13.75” Curved with ‘crocodile’ prow. The bottom bears the word ‘Marama’.
- N13. 12.9” Deep well-engraved craft. The bottom bears the word ‘Marama’.
- N14. 12.25” Slim with well executed lines. Only the top and one side have been engraved.
- N15. 11.75” Gondola-like craft with high prow and stern on a small base.
- N16. 10.9” Long and narrow ovoid craft with plain sides, round bottom and niche at stern. Engraved upper surface.
- N17. 10.75” Narrow, fully engraved craft with reptile (turtle?) head prow.
- N18. 9.5” Well carved craft with incised prow and stern boards and strakes.
- N19. 7.75” Slim, kayak-like craft.

CODE BLUE P:

Brown wooden 'soul-boats cum mortars'.


- | | | |
|-----|--------|-----------------------------------------------------------------------------------------------------------------|
| P1. | 16.00" | 6.00 high craft on a stand. The 8.5" insert/pestle crested with a bird figure that has been broken at the rear. |
| P2. | 15.00" | Boat with two inserts/pestles 7.3" and 7.4" crested with bird-bracket panels. |
| P3. | 14.5" | Craft with broken prow ornament. 8.00" phallic crested insert/pestle. |
| P4. | 11.00" | Craft with bird-head prow and stern ornaments. Plain knobbed insert/pestle. |
| P5. | 10.75" | Scroll engraved craft with broken prow. No insert. |
| P6. | 11.4" | Kayak-like craft with low socket for insert which is missing. |



CODE BLUE Q:

Carved Boards etc.

- Q1. 22.5” Carved gable board for a chief’s yam store.
- Q2. 19.6” Large lenticular board with simple engraving at rim and on the ends. – perhaps a board for beating pandanus strips.
- Q3. 10.00” A sub-triangular densely engraved tablet that appears to represent a stylised human figure.
- Q4. 6.5” Pierced disc of wood engraved with concentric circles. – A pump-drill flywheel, or possibly a ‘solar-disc (?)’ emblem.
- Q1. 8.00” An ebony ‘toggle (?)’, in the form of two human figures end to end.



Q1.



Q3.



Q4.



Q5.



Q2.

CODE BLUE R:

Soul Boat.

- R1. 16.25" A canoe model with sockets for three inserts that are said to represent persons lost at sea.



R1.



CODE BLUE S:

Large and small wooden bowls and trays. The large bowls are usually weatherstained. Ornamentation is kept to a minimum. Undersurface bears a bird-bracket motif at one side and a pierced lug to take pandanus fibre strip ornamentation.

S1. 27.00" Broad and shallow bowl with zigzag engraving around the flat rim.



S1.

CODE BLUE S:

Large and small wooden bowls and trays.

S2. 24.00" Broad and deep bowl with zigzag engraving around the flat rim and pandanus frond tassels.



CODE BLUE S:

Large and small wooden bowls and trays.


- S3. 22.00" Broad and shallow bowl with zigzag engraving around the flat rim that is punctuated at the cardinal points by sets of concentric curves.



CODE BLUE S:

Large and small wooden bowls and trays.

- S4. 16.6" Shallow bowl with fine zigzag engraving around the flat rim. It is holed.
- S5. 16.4" Deep bowl with fine zigzag engraving around the flat rim. Some lime remains in the engraving.
- S6. 15.2" Deep bowl with fine zigzag engraving around the flat rim. A line of zigzag engraving traverses the rim t the cardinal points



CODE BLUE S:

Large and small wooden bowls and trays.

- | | | |
|------|--------|------------------------------------------------------------------------------------------------------------------------------------------------------------|
| S7. | 15.00" | Small bowl with rim decorated with rows of concentric arcs. |
| S8. | 13.2" | Shallow bowl with plain rim. |
| S9. | 9.5" | Round bowl with rim decorated with rows of concentric circles, zigzag and curves. Two short lugs (head and tail?) project from opposite sides of the bowl. |
| S10. | 4.00" | Fine, small dish with zigzags incised around the rim. |

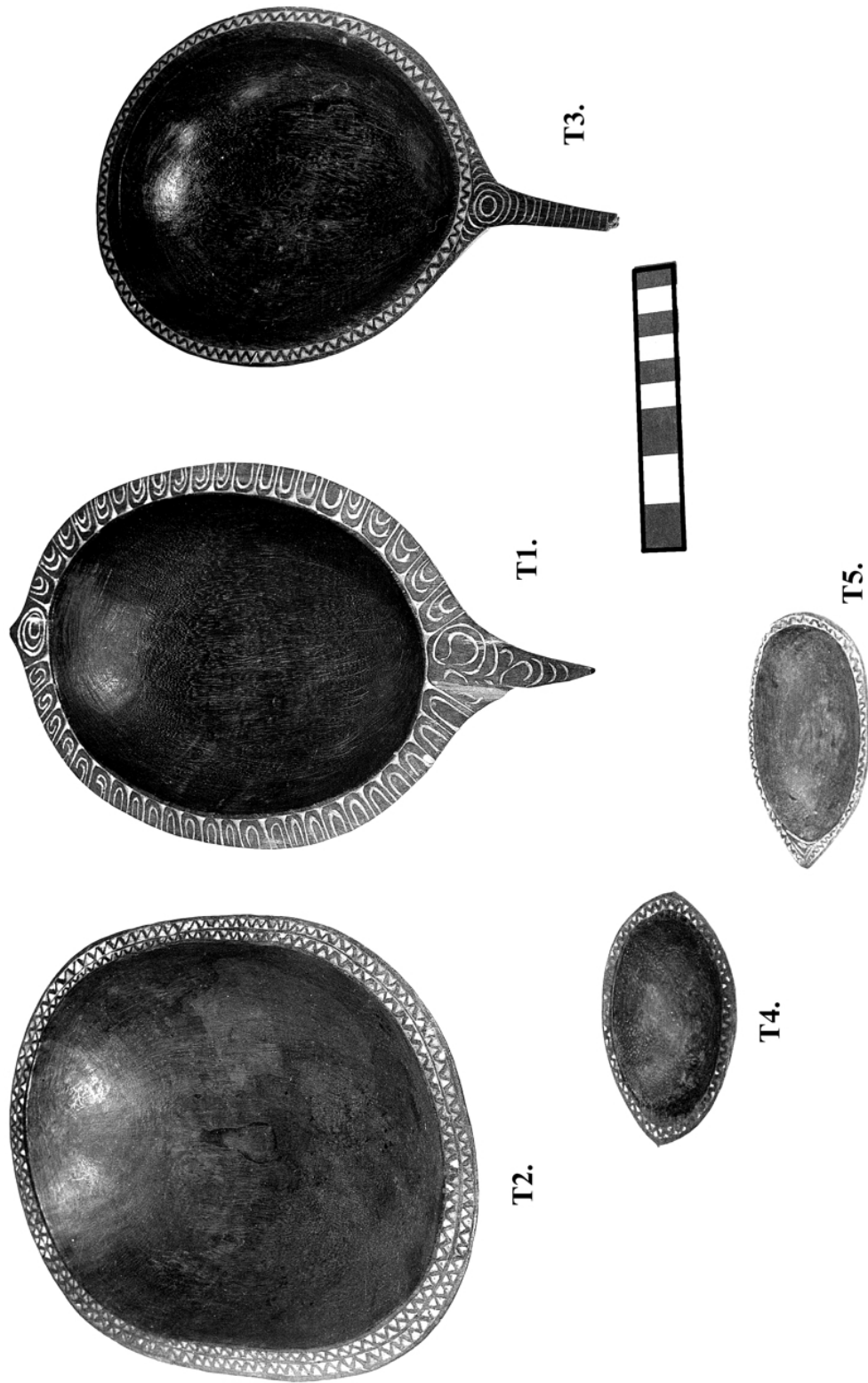


CODE BLUE T:

Wooden bowls and trays with projecting 'tail' or handle.

Ovate bowls that may have a projecting handle. Decoration is usually more ornate than that found on the round bowls.


- | | | |
|-----|--------|---------------------------------------------------------------------------------------------------------------------------------------------|
| T1. | 16.25" | Bowl resembling a stingray, with rim decorated with rows of concentric arcs. |
| T2. | 12.75" | Bowl in the form of rounded square with double row of zigzags engraved around the rim. |
| T3. | 14.00" | Tailed oval bowl with zigzag motif running around the rim. At the junction of handle and rim concentric circles radiate arcs up the handle. |
| T4. | 5.1" | Small oval bowl with a projecting nipple at each end. |
| T5. | 5.00" | Small tear-drop shaped bowl with zigzag motif running around the rim. |



CODE BLUE U:

Narrow wooden bowls with attenuated ends.


- | | | |
|-----|--------|---------------------------------------------------------------------------------------------|
| U1. | 26.5" | Bowl of ebony with spiral motifs on the rim. |
| U2. | 21.00" | Bowl of brown wood with double zigzag motif round the rim. |
| U3. | 16.5" | Bowl of brown wood with zigzag motif on the rim. |
| U4. | 14.25" | Cracked bowl of brown wood with zigzag motif on the rim and concentric circles at the ends. |
| U5. | 12.00" | 7.00" long bowl with 5.00" rat-tail handle. Zigzag motif on the rim. |
| U6. | 9.6" | Bowl of brown wood with zigzag motif on the rim and bird brackets at the ends. |
| U7. | 9.1" | Bowl of brown wood with zigzag motif on the rim. |
| U8. | 7.6" | Bowl of brown wood with zigzag motif on the rim. |
| U9. | 9.00" | 5.5" long bowl with 3.5" rat-tail handle. Zigzag motif on the rim. |



CODE BLUE V:

Miscellaneous ebony wood bowls.

- | | | |
|-----|--------|-------------------------------------------------------------------------------------------------------------------------|
| V1. | 14.00" | Shallow dish with 'prow' and 'stern' carvings. Rim filled with dense scroll-work. Pandanus fibre tag and cord attached. |
| V2. | 9.5" | Shallow dish in the form of a flat fish with well delineated head and tail. |
| V3. | 8.00" | Deep and heavy oval dish with rim filled with dense scroll-work. |
| V4. | 8.00" | Heavy boat-shaped oval dish with rim filled with engraved Zigzag. |
| V5. | 2.6" | Very small oval dish with rim filled with undulating line. |




CODE BLUE W:

Spears and darts.

In the same report relating to the attack on Resident Magistrate Moreton there is mention that several spears were collected along with the shield F2. These spears and darts may be those referred to.

W1.	60.5"	Dart with engraved grip.
W2.	73.5"	Dart with engraved grip.
W3.	89.00"	Broken spear.
W4.	91.00"	Broken spear.
W5.	138.00"	Complete spear.



W5.

W4.

W3.

W2.

W1.

CODE BLUE X:

Canoe Paddles.


- | | | |
|-----|--------|----------------------------------------------------------------------------------------------------------------------|
| X1. | 81.5" | Simple blade with pronounced terminal swelling. Handle ends in a round pierced knob engraved with concentric circles |
| X2. | 82.00" | Simple blade with similar features to X1 – the knob at the proximal end is incised with zigzags and is broken. |
| X3. | 60.00" | Simple blade with the handle terminating in a frigate bird, or frigate bird and crocodile motif. |
| X4 | 62.00" | Broad, flat broken blade engraved with zigzag incised bird bracket. Simple handle. |
| X5 | 61.25" | Broad blade (split) with lightly incised chequer pattern on one side. |
| X6. | 60.5" | Slim simple paddle with split edge. |



CODE BLUE X:

Canoe Paddles.

Decorated Proximal Ends of Paddles



Proximal ends of Canoe Paddles

CODE BLUE Y:

Tapa cloth. These may be in single strips or in pieces that have been ‘welded’ together during manufacture.

- | | | |
|-----|------------------|---------------------------------------------------------------------------------------------------------------------|
| Y1. | 100” x 110” | A large piece with a number of varying patterns including herringbone, curves or arcs and concentric square motifs. |
| Y2. | 29.00” x 102.00” | A large fringed cloak with a striking blade design incorporating crosses and triangles. |

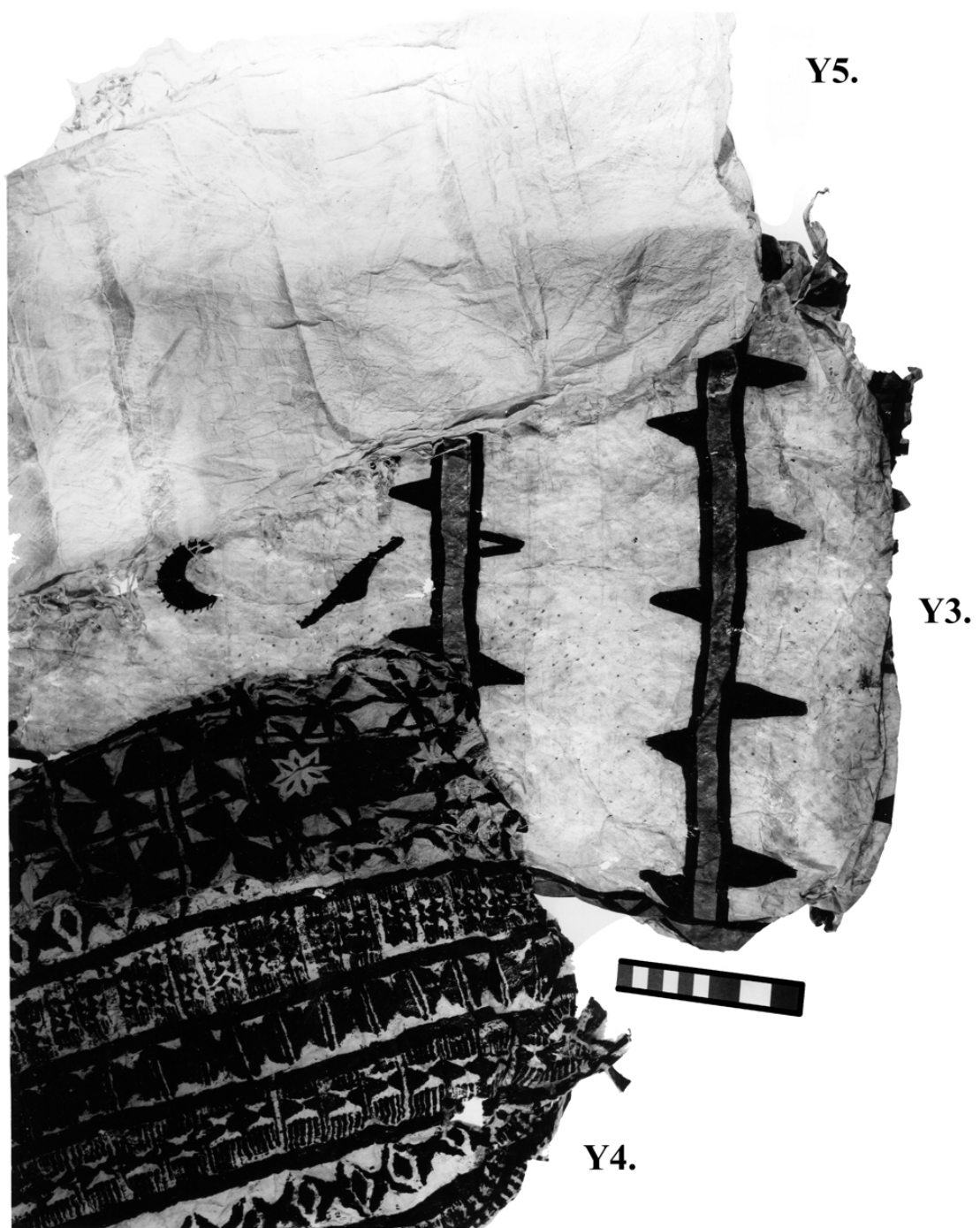


Y1.

CODE BLUE Y:

Tapa cloth. These may be in single strips or in pieces that have been ‘welded’ together during manufacture.

Y3.		Tattered strip of cloth (now in two pieces) with ochre and black bars with adhering staggered triangles.
Y4.	63.00” x 23.00”	Cloth with striking black design incorporating Maltese Crosses, triangles etc.
Y5.	63.00” x 17.00”	Fine cream coloured, fringed shawl or cloak.
Y6.	65.00” x 16.5”	Fine cream coloured, fringed shawl or cloak.
Y7.	20.00” x 172.00”	Fine cream coloured, fringed shawl or cloak.



CODE BLUE Z:

The enigma of the collection. A fine, brown to yellow-brown-glazed Fijian pot. According to Mrs Walker it was collected in the Trobriands but may have come from a Fijian missionary. In shape it is similar to the 'kenti' pots of south-east Asia.



Z1.

CODE BLACK :

Lime Spatulas.

Spatulas with flanged, ridged or polygonal-sectioned handles. The handles are usually long and thin. Ridges are engraved with scrollwork. Usually with some form of finial, crest or terminal projection.

1. 11.75" 2.25" carved bird-bracket scroll motif. 3.00" 4-ridged handle 'bula-bula' with exaggerated flanges and crested with a bi-conical finial.
2. 20.5" 11.00" 4-ridged handle. 1.5" bird finial. Central longitudinal flanges terminate in serpent heads. Serpent headed ridges descend 5.5" onto the blade. Used.
3. 17.00" 8.5" 4-ridged handle with two median ridges with serpent heads. Lateral flanges are engraved with scrolls. Serpents descend 3.00" onto the blade.
4. 19.25" 7.00" 4-ridged handle crested with sphere. 7.5" serpent headed ridge descends from bracket. Used.
5. 17.5" 9.25" 4-ridged handle beaded finial. Elaborate bracket.
6. 14.5" 7.00" handle comprising a 2.00" spiral carved bracket and 5.00" tapered, 4-ridged section. Lateral flanges carved with zigzags.
7. 11.25" 4.00" 4-ridged handle. Median flanges continue around the tapered end.
8. 12.25" 6.5" shallow, 4-ridged handle topped with zigzag engraved beading.
9. 21.00" 10.5" handle. 2.00" snake heads bracket, central serpent-headed ridge with tapered end. Serpents descend 7.00" down the blade.
10. 14.25" 8.00" tapered 4-ridged handle springing from a spiral engraved bracket.
11. 13.5" 5.75" simple tapered, 4-ridged handle with plain bracket.
12. 13.5" 6.5" 4-ridged handle with beading at either end. Two sides engraved with scrolls and the other two with zigzags.
13. 23.00" 13.00" 4-ridged handle crested with 4.00" squatting human figure. Serpents descend 5.75" below the bracket. Used.

CODE BLACK :

Lime Spatulas.

Spatulas with flanged, ridged or polygonal-sectioned handles.


- | | | |
|-----|--------|-----------------------------------------------------------------------------------------------------------------------------------------------------------------------------|
| 14. | 16.00" | 9.5" 4-ridged handle with beaded finial. The bracket appears to be a reptile head and fore-quarters. Pierced. |
| 15. | 18.00" | 11.00" Heavy, 4-ridged handle. The finial has broken knob, with fibre tied to it. Spiral carving descends 4.00" from the bracket. |
| 16. | 7.75" | 4.00" 4-ridged handle crudely carved. The bead crest is zigzag engraved. |
| 17. | 10.00" | 4.00" 4-sided plain handle, with 0.5" beaded finial engraved with zigzags. |
| 18. | 21.75" | 10.00" 4-sided handle engraved with scrollwork. Zigzag engraved beaded finial. Bracket consists of two zigzag incised beads |
| 19. | 10.5" | 4.5" 4-ridged handle with simple bracket. Crudely carved and very thick. |
| 20. | 9.5" | 4.00" 4-ridged handle. Square bead head with zigzag engraving. Simple bracket. Crudely carved and thick. |
| 21. | 9.75" | 4.5" crude 4-ridged handle with serpent head on median ridges below the finial. |
| 22. | 12.5" | 6.25" 4-ridged handle. Edges of lateral flanges engraved with zigzags. Beaded finial, spiral engraved bracket. |
| 23. | 10.25" | 5.00" pentagonal-sectioned handle engraved with scrolls. Beaded bracket Finial with two simple beads. |
| 24. | 24.00" | 16.00" 4-ridged handle with 2.5" bird-crested human figure. Ornate bi-lobed bracket with spiral motif descends 5.00". 3.00" above the spatula end is a 3.5" engraved panel. |
| 25. | 14.5" | 7.00" 4-ridged handle resemble unsplit clapper-type spatula. 2.00" simply carved pierced bracket with pronounced ears. |

CODE BLACK :

Lime Spatulas.

Spatulas with flanged, ridged or polygonal-sectioned handles.

- | | | |
|-----|--------|----------------------------------------------------------------------------------------------------------------------------------------------------------|
| 26. | 34.25" | 14.5" 4-ridged handle with lateral flanges engraved with scrolls. Ornate spiral engraved bracket (0.75") and beaded finial. |
| 27. | 20.5" | 8.5" 4-sided handle with scroll engraving. Squatting human figure finial like a 'korwar' sculpture. 2.25" Janus -double human headed - bracket.. Broken. |
| 28. | 14.75" | 4.00" 4-ridged handle with 1.25" human finial. Elaborate bracket. Three engraved heads. bracket appears to |



CODE BLACK A:

Lime Spatulas.

Spatulas with flat, panel-like handles. The ends may be rounded or cut square and are rarely crested or carry a finial. The panels are usually engraved with scroll motifs..


- | | | |
|------|--------|------------------------------------------------------------------------------------------------------------------------------------------------------|
| A1. | 20.75" | The 10.5" handle incorporates a 0.75" finial. |
| A2. | 18.00" | 8.00" x 1.75" spiral-incised handle. From the bracket a serpent descends 7.00" as a midrib to the blade. |
| A3. | 19.5" | 8.5" x 2.00" handle, spiral-incised on one side only. |
| A4. | 12.00" | 5.00" tapered handle with simple interlocking scroll design. |
| A5. | 13.05" | 5.75" x 1.25" spiral-incised handle. Nipple-shaped finial. |
| A6. | 10.25" | 3.75" x 2.00" spiral-incised handle. Blade broken. |
| A7. | 13.25" | 6.00" x 0.75" handle, divided into two panels each with light scroll work. 0.75" guard separates handle from the blade. |
| A8. | 6.75" | 3.00" handle with bird finial. |
| A9. | 10.00" | 4.00" x 1.00" slightly tapered handle engraved with scroll-work bordered by indented 'shark-tooth' design. |
| A10. | 14.00" | 8.00" x 1.75" four panelled handle with rounded end and engraved with scrolls. handle. |
| A11. | 16.25" | 6.00" x 1.75" with bird finial (broken). Crude. |
| A12. | 11.5" | 5.00" oval handle with 0.5" projecting pierced knob finial. Simple expanded herringbone engraving. |
| A13. | 21.25" | 6.00" x 1.75" spiral-incised handle. From the bracket a serpent headed mid-rib descends 7.5" down the blade. Finial consists of two bird figures. |
| A14. | 18.00" | 9.75" x 1.25" with carved raised bracket and stylised human face/head finial. |
| A15. | 26.00" | 13.00" x 1.25" well engraved handle with bird scroll finial. 1.25" bracket bears four birds heads. 6.00" serpent-headed mid-rib descends down blade. |

CODE BLACK A:

Lime Spatulas.

Spatulas with flat, panel-like handles.

- A16. 19.25" 10.75" x 0.75" handle with well engraved scrollwork and with scrolled finial like a *kai-dibia* dance shield panel.
- A17. 14.25" 8.5" x 1.2" handle well engraved scrollwork and with 1.75" finial in the form of two crocodilians. Square 1.00" bracket engraved with three series of concentric ovoids.
- A18. 9.00" 3.25" x 0.6" handle well engraved scrollwork and rounded top and split spatula blade.



CODE BLACK B:

Lime Spatulas.

Spatulas with handles in the form of an openworked plaque, that may be either symmetrical or asymmetrical.

- | | | |
|-----|--------|---------------------------------------------------------------------------------------------------------------------------------------------------------------------------|
| B1. | 12.00" | 4.25" symmetrical scrolled handle. |
| B2. | 12.75" | 6.00" symmetrical split plaque engraved handle, with broken finial in the form of a bird. |
| B3. | 13.75" | 5.00" asymmetrical scrolled handle like a canoe wave-splitter with guilloche pattern along one edge. |
| B4. | 8.25" | 3.00" beaded handle carved with interlocking key design. |
| B5. | 8.00" | 4.00" slit handle with poor spiral carving. |
| B6. | 12.25" | Asymmetrical bird spiral scroll engraved handle. |
| B7. | 10.75" | The handle tapers into the blade and is delineated only by the 7.00" carved panel. Engraved with serpent and scroll motifs and resembles an un-slit clapper-type spatula. |



B2.

B3.


B1.

CODE BLACK C:

Clapper-type Lime Spatulas.

Spatulas with the handles split so the sides clap together when struck into the palm of the hand. Used to emphasise points of debate in discussions etc. Said to represent a gecko.

- | | | |
|-----|--------|--------------------------------------------------------------------------------------------------------------------|
| C1. | 10.75" | 6.00" well carved handle with 2.00" glass-bead wrapped bracket in the form of double bird heads. |
| C2. | 13.75" | 6.00" well carved handle with 2.00" human head bracket. |
| C3. | 10.75" | 5.00" with plain handle and only the eye features at the terminal end present. Bracket engraved with zigzag motif. |
| C4. | 15.00" | 7.00" plain handle with only the eye features at the terminal end present. Bracket engraved with zigzag motif. |
| C5. | 10.00" | Well carved and engraved handle with 1.5" engraved bracket. Split. |



C1.

C2.

C3.

C4.

CODE BLACK D:

Lime Spatulas.

Spatulas with the lens-shaped or breast-shaped finials. Some may resemble miniature canoe paddles.

- | | | |
|-----|--------|---------------------------------------------------------------------------|
| D1. | 12.00" | Simple handle with 1.25" lens seated in a crescent base at top of handle. |
| D2. | 13.7" | 2.00" lens with carving descending 4.00" down the handle. |
| D3. | 10.25" | Thin handle terminating in 0.75" 'breast'. |
| D4. | 8.25" | Thin handle terminates in a 0.75" spiral engraved lens. |
| D5. | 10.00" | Thin handle terminating in 0.5" 'breast'. |



D1.

D2.

D3.

D4.


D5.

CODE BLACK E:

Lime Spatulas.

Spatulas with handles incorporating betel-nut mortars and pestles.

- | | | |
|-----|----------------|------------------------------------------------------------------------------------------------------------------------|
| E1. | 10.5"
8.00" | 4.5" handle scroll engraved.
pestle headed with zigzag engraving. |
| E2. | 11.5"
5.5" | 2.5" plain well-shaped handle.
pestle headed with knob engraved with circles and with spiral engraving on the body. |
| E3. | 8.5"
5.5" | 2.25" mortar engraved with bands of zigzags.
pestle 0.75" human head. |
| E4. | 6.75"
6.00" | 0.5" mortar above a 2.00" engraved stylised human figure.
pestle with 0.75" beaded top and zigzag engraving. |
| E5. | 7.5" | 2.00" plain mortar with pestle missing. |

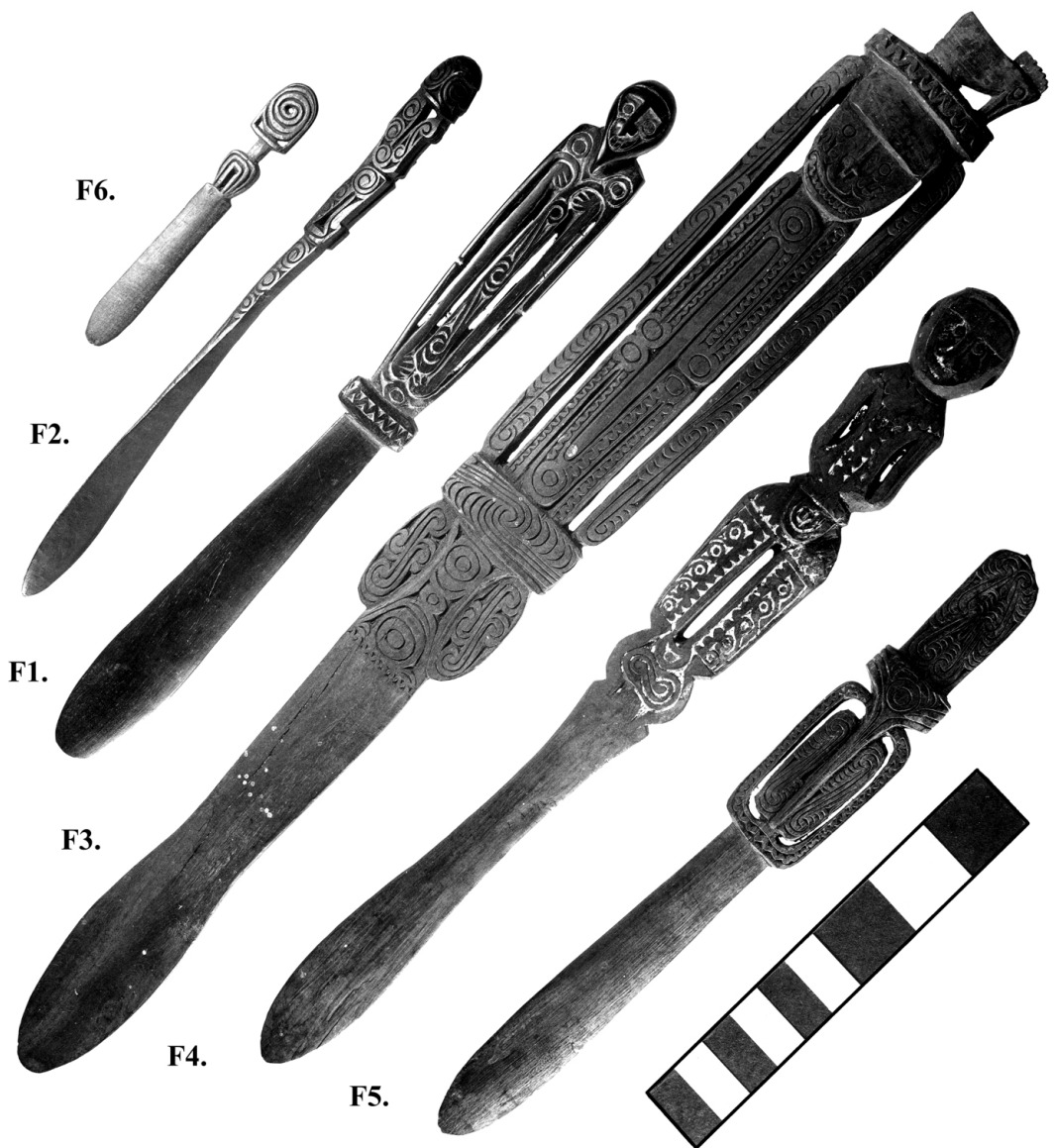


CODE BLACK F:

Lime Spatulas.

Spatulas with handles representing human figures full face on.

- | | | |
|-----|--------|-------------------------------------------------------------------------------------------------------------------------------------------------------------------------------------------|
| F1. | 11.5" | 5.75" squatting figure. Chin joined to chest. |
| F2. | 9.00" | 3.00" human figure in Korwar style – hands to chin, heels to buttocks. |
| F3. | 18.00" | 9.00" figure topped with broken bird finial, sitting on a carved 2.00" bracket |
| F4. | 13.75" | 6.75" standing human figure. |
| F5. | 10.5" | 5.00" 'figure' with 'Sepik' affinities(?). |
| F6. | 4.00" | 1.75" stylised standing human figure. |
| F7. | 7.25" | 2.5" human figure. Similar in style to F2., but differing in that only head and shoulders are represented and the figure has been hollowed out. Broad spatula blade. |
| F8. | 18.75" | 8.75" heavy handle, which appears to be derived from the open plaque or panel style spatula (see B2.), but with two human heads over simple bodies. type and blade standing human figure. |
| F9. | 14.00" | 8.00" human figure handle similar to spaulae in the 'A' group but with stylised head crest and spiral head dress.. |



CODE BLACK G:

Lime Spatulas.

Spatulas with handles with one or more human figures aligned in the same plane as the blade. Many resemble the 'Korowar' figures of northern Irian Jaya.


- | | | |
|------|--------|---------------------------------------------------------------------------------------------------------------------------------------------------------------------|
| G1. | 11.5" | 4.5" simple figure of the <i>Korowar</i> type. |
| G2. | 14.75" | 5.5" simple figure of the <i>Korowar</i> type. |
| G3. | 18.5" | 10.5" handle with 6.5" squatting figure on a 4.5", scroll engraved plaque. |
| G4. | 6.25" | 2.5" squatting figure. |
| G5. | 13.00" | 6.5" handle with 4.25" figure on a 2.5" bracket. |
| G6. | 13.25" | 6.75" handle with 4.25" figure on a 2.5" bracket. |
| G7. | 10.75" | 6.75" handle with 4.00" figure on a 2.00" bracket. Well carved terminates in a tailed bird body. |
| G8. | 9.75" | 3.5" handle with 2.75" figure on a 0.75" plaque. Offset blade and 1.00" tail. |
| G9. | 14.00" | 6.5" handle with simple incised, 5.25" figure on a 1.75" bracket. |
| G10. | 10.25" | 5.75" handle with 4.00" figure on a 1.75" bracket. |
| G11. | 25.00" | 16.75" handle with large 5.5" figure crested with two 0.75" birds. 10.5" bracket. |
| G12. | 20.25" | 10.25" handle with 4.5" figure on a 5.75" bracket. One half of the bracket carved and pierced in conventional bird designs, the other half filled with scroll work. |
| G13. | 26.00" | 15.5" handle with 8.00" conventionalised head only shown. The body is divided into two panels by a serpent. |
| G14. | 21.75" | 11.75" handle with 5.75" figure on a 8.75" plaque. |
| G15. | 21.00" | 9.00" handle with well carved 6.75" figure on a 5.25" bracket. |

CODE BLACK G:

Lime Spatulas.

Spatulas with handles with one or more human figures aligned in the same plane as the blade.

- G16. 25.00" 14.75" handle with plaque-like 8.5" figure on a 6.25" engraved bracket.
- G17. 22.00" 12.5" handle with two, well carved (in the round) 5.5" and 4.00" figures sitting on a simple on a simple 3.00" bracket."
- G18. 24.75" 11.5" handle consists of a 1.75" figure, reversed, sitting above two other 4.25" and 5.5") figures.
- G19. 6.25" 2.5" handle, similar to F8., but with two heads aligned in the same plane as the blade.
- G20. 19.5" 10.00" handle with 1.00 human head, reversed on top of a 5.00" figure on a 4.00" engraved bracket.
- G21. 12.75" 5.00" two-piece morticed spatula handle consisting of two 2.5" figures.
- G22. 25.00" 14.75" handle with 6.00" figure topped with bi-conical finial, resting on an 8.75" bracket.
- G23. 20.00" 11.5" handle with 7.00" figure with crested head on a 4.5" bracket. Paddle shaped 4.5" blade.
- G24. 14.75" 7.00" handle with simple 5.00" 'korowar' style figure (see G1. and G2.).
- G25. 20.00" 9.75" handle with simple 8.5" figure, with well-executed head all sitting on 4.5" square sectioned column above the blade.



CODE BLACK H:

Lime Spatulas.

Spatulas with handles not falling into a definable class.

- | | | |
|-----|--------|-----------------------------------------------------------------------|
| H1. | 10.75" | 4.00" canoe crest handle. |
| H2. | 12.5" | 8.00" Carved canoe handle with a reptilian prow. |
| H3. | 10.5" | 3.75" bird (or animal)-shaped handle carved with meanders. |
| H4. | 18.00" | 4.00" handle in the form of a flat multi-barbed arrowhead. |
| H5. | 10.00" | 4.5" handle asymmetrical two-part panel with bird finial. Thin blade. |
| H6. | 26.00" | 14.00" canoe handle. Fine piece. |
| H7. | 10.25" | 3.5" handle with thin carved ridge – 'bird'(?). |

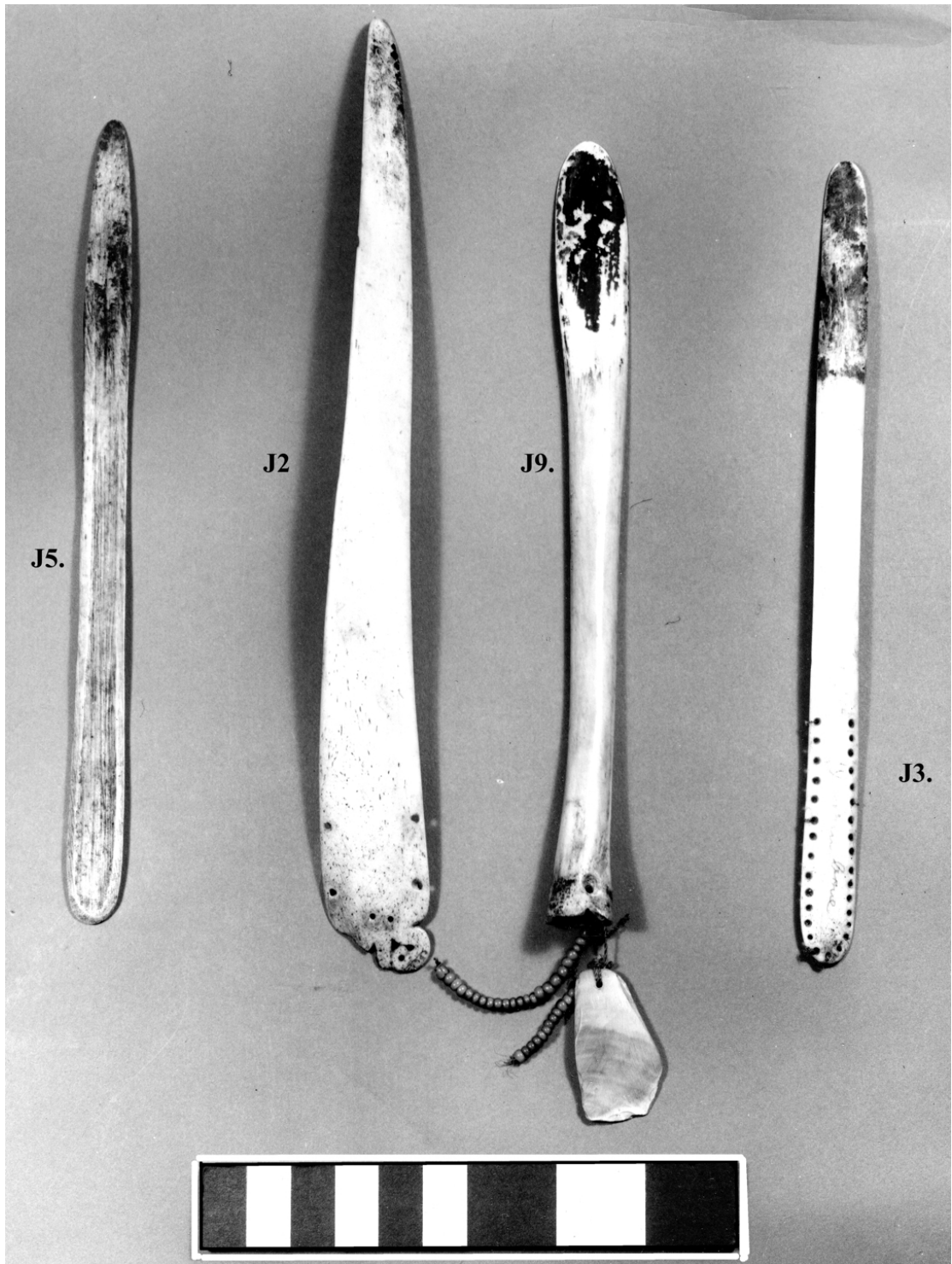


CODE BLACK J:

Lime Spatulas.

Spatulas of bone both human and 'porpoise (dolphin) bone. All have been well used.


- | | | |
|------|--------|-----------------------------------------------------------------------------------------------------------------------------------------------------------|
| J1. | 9.5" | Porpoise bone pierced for ornamentation and with a knob finial. |
| J2. | 11.00" | Porpoise bone pierced for ornamentation and with a bird-scroll finial. |
| J3. | 9.00" | Human bone slat, pierced at proximal end, with ' <i>Man's armbone</i> ' written on it. |
| J4. | 9.25" | Human bone slat, pierced at proximal end, with ' <i>Katitapwala – man's legbone</i> ' written on it. |
| J5. | 9.5" | Human bone slat – Unpierced with thin carved transverse ridge 2.25" from the end |
| J6. | 8.75" | Human bone slat, with fibre tie 2.25" from the end. |
| J7. | 7.5" | Human bone slat, unpierced. |
| J8. | 8.75" | Human bone slat, unpierced. |
| J9. | 9.00" | Human bone – section of radius (?) with two glass-bead tassels and piece of pearl shell attached. |
| J10. | 10.00" | Human bone slat, unpierced, with ' <i>Katitapwala – man's legbone</i> ' written on it. Katitapwala was said by Mrs Walker to be the name of the deceased. |
| J11. | 5.75" | Thin curved spatula with strings of glass beads. ' <i>Bomiovelli – a rib</i> ' written on it. It appears however to be a section of a human radius. |



CODE BLACK K:

Ebony net shuttles and needles. Use in making fishing nets.


K1.	11.75"	Complete wooden shuttle.
K2.	8.5"	Complete wooden shuttle.
K3.	11.75"	Complete wooden shuttle.
K4.	9.5"	Complete wooden shuttle.
K5.	10.5"	Complete wooden shuttle.
K6.	11.5"	Complete wooden shuttle.
K7.	10.00"	Complete wooden shuttle.
K8.	12.00"	Complete wooden shuttle.
K9.	10.25"	Complete wooden shuttle.
K10.	11.00"	Complete wooden shuttle.
K11.	12.25"	Complete wooden shuttle.
K12.	12.5"	Complete wooden shuttle.
K13.	11.75"	Complete wooden shuttle.
K14.	7.25"	Netting needle (?) With prongs tied.
K15.	6.25"	Netting needle (?) With prongs tied.
K16.	6.00"	Netting needle (?) With prongs tied.
K17.	5.25"	Netting needle (?) With prongs tied.
K18.	10.00"	Netting needle (?) With prongs tied.
K19.	12.5"	Netting needle (?) With prongs tied.



CODE BLACK L:

Light weight ebony waddies or throwing sticks (?). Handles or grips carved with human figures.

- L1. 23.00" 4.5" carved grip in form of a human, 3.25" scroll-engraved zone, plus 4.00" serpent figure on shaft.
- L2. 23.75" Thin waddy with 5.00" carved scroll-engraved figure.
- L3. 24.5" 11.5" scroll-engraved grip in form of a human. Three serpents descend 1.7" below the figure.



L2.

L1.

CODE BLACK M:

Carved coconut shell bowls. They have been polished thin and some edges are crenulated.

- | | | |
|-----|-------|-------------------------------------------------------|
| M1. | 5.00" | Split bowl with serrated lip. |
| M2. | 4.5" | Split, unpolished bowl with serrated lip. |
| M3. | 5.75" | Split, unpolished bowl with serrated lip. |
| M4. | 4.5" | Thin-walled, polished bowl with serrated lip. |
| M5. | 4.5" | Thin-walled, polished bowl with smooth lip. |
| M6. | 4.00" | Thin, breast-shaped, polished bowl with serrated lip. |



M2.



M6.



M4.



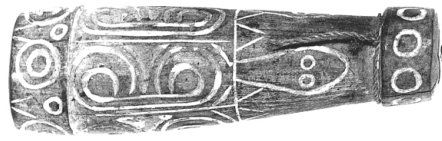
CODE BLACK N:

Mortars and pestles used in the preparation of betel (areca) nut.

N1.	A) 4.00” B) 5.25”	Scroll engraved mortar. Pestle with well-carved human head finial.
N2.	A) 3.4” B) 5.4”	Coarsely engraved mortar. Pestle with well-carved human head finial.
N3.	A) 5.5” B) 6.25”	Finely engraved cylindrical mortar. ‘Phallic’ pestle with fibre tie.
N4.	A) 7.75” B) 9.00”	Mortar with human at distal end. Pestle with ‘ <i>korowar</i> -type’ figure finial.
N5.	6.5”	Light coloured wooden mortar.
N6.	3.00”	Light coloured wooden mortar.
N7.	5.2”	Small ‘fish’ (?) mortar.
N8.	13.00”	Pestle with 4.00” human figure handle.
N9.	12.5”	Pestle with stylised 6.00” human figure handle.
N10.	10.25”	4-sided pestle with stylised human head finial.
N11.	8.00”	Plain pestle with grooved butt.
N12.	6.00”	Plain pestle with head on butt.
N13.	4.25” x 2.4”	Large heavy wooden mortar with scroll engraved rim.




N4.



N5.



N3.



N7.



N2.



N1.

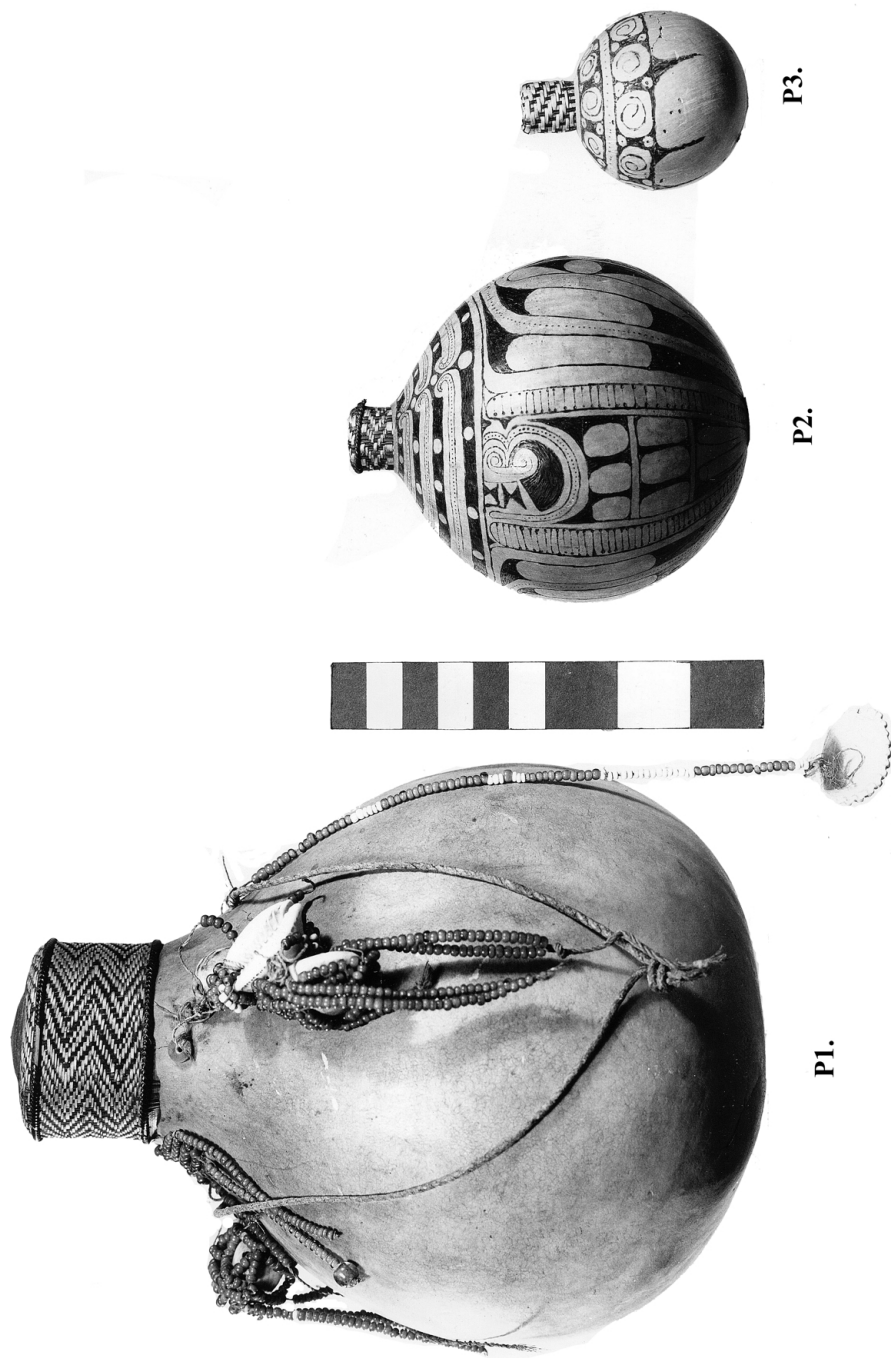


N13.

CODE BLACK P:


Lime gourds for holding lime used to eat with betel (areca) nut.

- | | | |
|-----|--------|-----------------------------------------------------------------------------------------------------------------------------------------------|
| P1. | 10.00" | Large light gourd decorated with strings of beads and shells. Said, according to Mrs Walker, to have been given to Sarah Fellows by Bulitara. |
| P2. | 5.00" | Decorated with intricate design based on bird-brackets and scrolls. |
| P3. | 3.00" | Fragile with simple spiral decoration. |
| P4. | 7.00" | Well made and decorated with intricate design based on bird-brackets and scrolls. Stopper is adorned with a pigs tusk |






P4.



CODE BLACK Q:

Baskets of various types used to carry personal possessions and paraphernalia used for betel chewing.

- | | | |
|-----|-----------------|-------------------------------------------------------------------------------------|
| Q1. | 12.00" x 6.5" | (<i>vataga</i>) A split and interwoven palm-midrib basket. |
| Q2. | 16.00" x 10.00" | A split and interwoven palm-midrib basket. |
| Q3. | 9.5" x 4." | A finely woven round basket with handle and lid. Lined with pandanus leaf material. |
| Q4. | 9.5" x 4." | A finely woven round basket that has been lined with pandanus leaf material. |
| Q5. | 6.5" x 4." | Round coiled basket of the Buka (Solomon Islands) type. |



CODE BLACK Q:

Baskets of various types used to carry personal possessions and paraphernalia used for betel chewing.

- | | | | |
|-----|------|-------|-------------------------------------------------------------------------------------|
| Q3. | 9.5" | x 4." | A finely woven round basket with handle and lid. Lined with pandanus leaf material. |
| Q4. | 9.5" | x 4." | A finely woven round basket that has been lined with pandanus leaf material. |
| Q5. | 6.5" | x 4." | Round coiled basket of the Buka (Solomon Islands) type. |




CODE BLACK R:


Deep Round Open Topped Baskets of various types used to carry paraphernalia used for betel chewing.

R1. 14.00" diameter 9.00" deep.

R2. 14.5" diameter 9.00" deep.



R1.



R2.

CODE BLACK S:

Ceremonial Wooden Swords and Bush-knives – Models of Metal Trade Items.

- S1. 22.00” Gracefully curved copy of a bush-knife – well carved. Design incorporates both scroll and serpent motifs. Handle and tip pierced to receive pandanus leaf ribbon.
- S1. 22.00” Broad-bladed copy of a bush-knife – well carved. 5.25” handle engraved with spirals. Blade bears three scroll engraved panels.
- S3. 21.25” Identical with S1. But with tip unpierced.
- S4. 21.00” 6.5” handle carved with four studs/rivets indicated on one side of and five on the other. Blade filled with engraved scrolls.
- S5. 19.00” 4.25” handle, carved with three studs/rivets on indicated on either side and long blade tang indicated. Blade filled with engraved scrolls.
- S6. 21.00” 4.25” handle simply carved at junction of blade. Remainder of blade engraved with serpent and scroll motifs.
- S7. 23.00” Broad wooden cutlass with the heavy handle carved with a semi-circular guard. Handle and the back of the blade engraved with meanders and the blade divided into two panels, each bearing mirrored, simple spiral and concentric circle motifs




CODE BLACK T:

Stone Axe and Adze Blades both Ceremonial and Utilitarian. The Stone is Quarried at Suloga on Murua/Muyuw (Woodlark Island), to the East of the Trobriands.

Fellows (1900:2) wrote about a stone axe blade of ceremonial dimensions being placed in the carcass of a pig, which was then sent from one feuding village to another in order to secure a peaceful resolution to hostilities.

- | | | |
|-----|--------|-------------------------------------------------|
| T1. | 8.25" | Working blade. |
| T2. | 6.6" | Working blade. |
| T3. | 5.00" | Thin polished ceremonial blade. (<i>beku</i>) |
| T4. | 11.00" | Thin polished ceremonial blade (<i>beku</i>). |



CODE BLACK U:

Hafted Stone Ceremonial Axes. Used as symbols of status, as exchange goods and as magical implements.

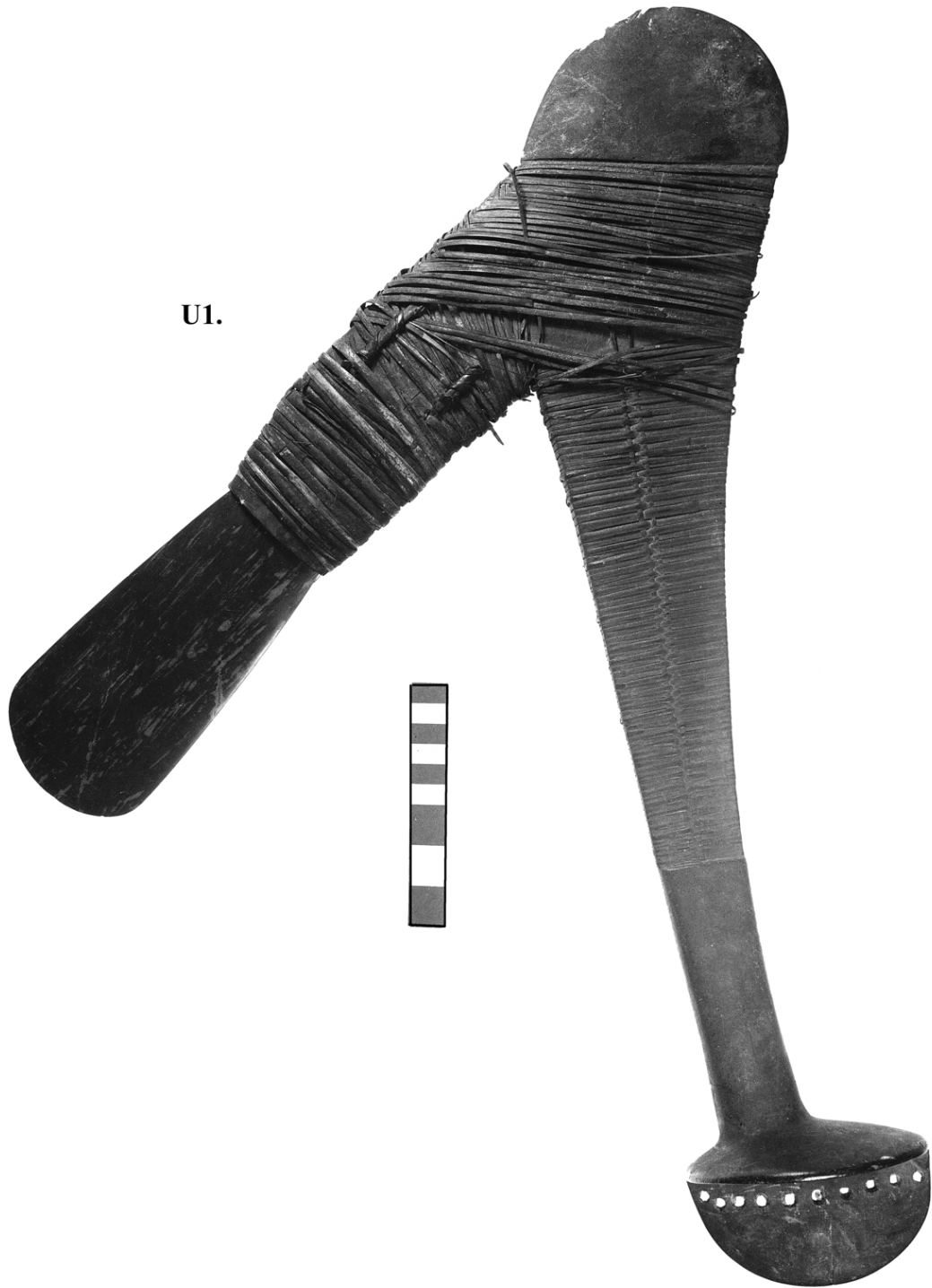
There are Two Basic Forms:

- a) **Large and unwieldy handles with a lot of binding.**
- b) **Lighter hafts with elegant carving often with bird or bird and crocodile motifs.**

U1.

Large heavy form of axe

8.25"	thin polished blade.
16.5"	Head to toe.
23.5"	Handle.



U1.

CODE BLACK U:

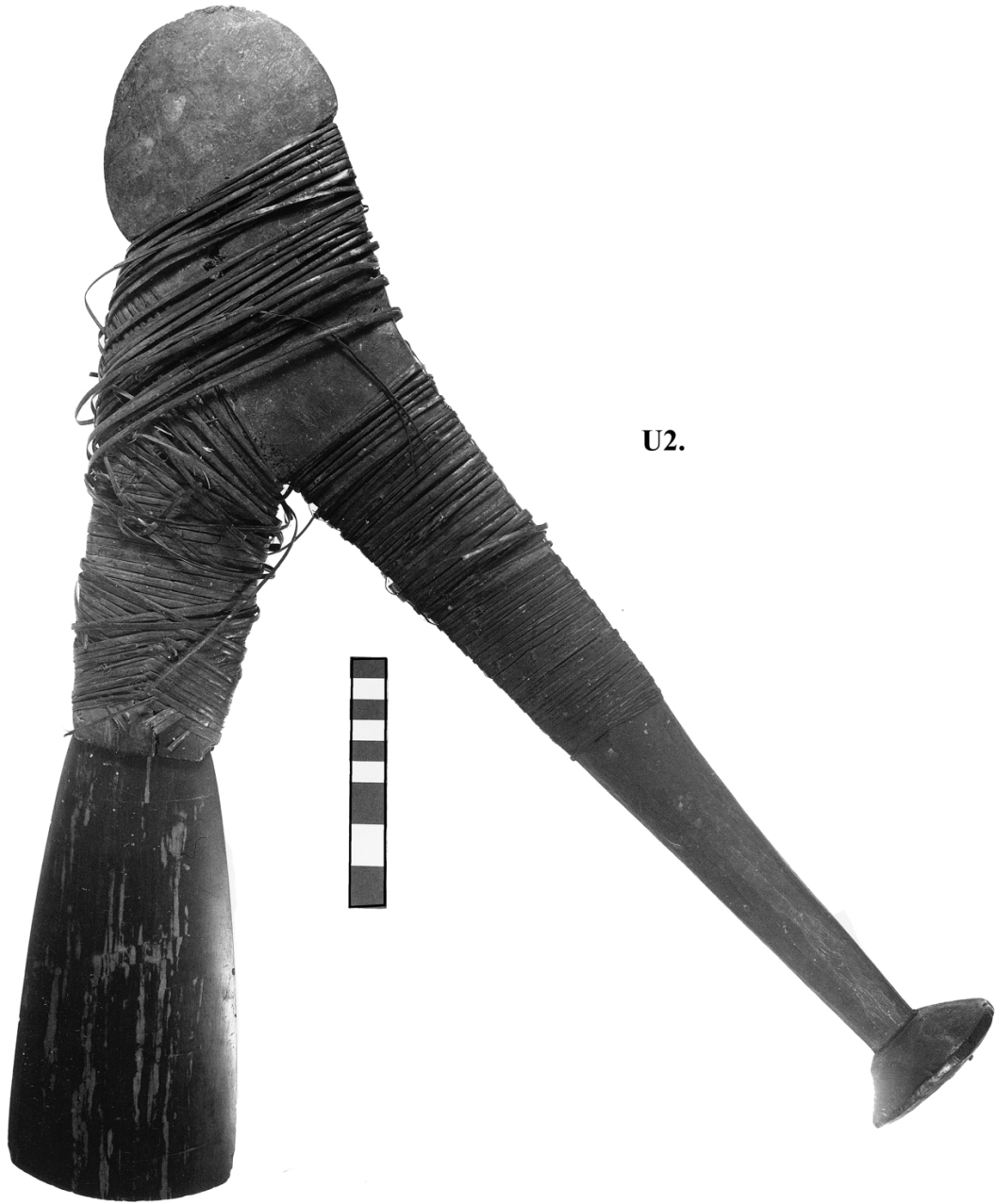
Hafted Stone Ceremonial Axes. Used as symbols of status, as exchange goods and as magical implements.

U2.

Large heavy form of axe

12.5"	thin polished blade.
17.5"	Head to toe.
21.00"	Handle.

Badly perished binding, chipped blade, damaged handle.



U2.

CODE BLACK U:


Hafted Stone Ceremonial Axes. Used as symbols of status, as exchange goods and as magical implements.

U3.

Light elegant form of axe

5.25"	thin polished blade.
16.00"	Head to toe.
19.00"	Handle.

Carved on the right side with a ridged line and on the left with a bird-based design. Heel and shaft chipped and broken. Closely fitted cane binding on toe of haft only




U3.

CODE BLACK V:

Carving and Wood-Working Tools.

- V1. 15.00" Stingray skin rasp on wooden handle. (*kisi* – Malinowski p.244. Coral gardens Vol. 1.)
- V2. 8.5" Double-ended shark (whaler shark) tooth knife on wooden handle.
- V3. 8.5" Tiger shark tooth knife on carved wooden handle.
- V4. 8.5" Single shark (whaler shark) tooth knife on carved wooden handle.
- V5. 6.00" Section of shark (whaler shark) jaw with teeth for knife blades.
- V6. Six boar tusk scrapers and drills etc.

Carving knife – *kaitataia*
Pig tusk *doga*



CODE BLACK V:

Carving and Wood-Working Tools.

ADZES – all lack blades and most are missing the cap that holds the blade to toe.

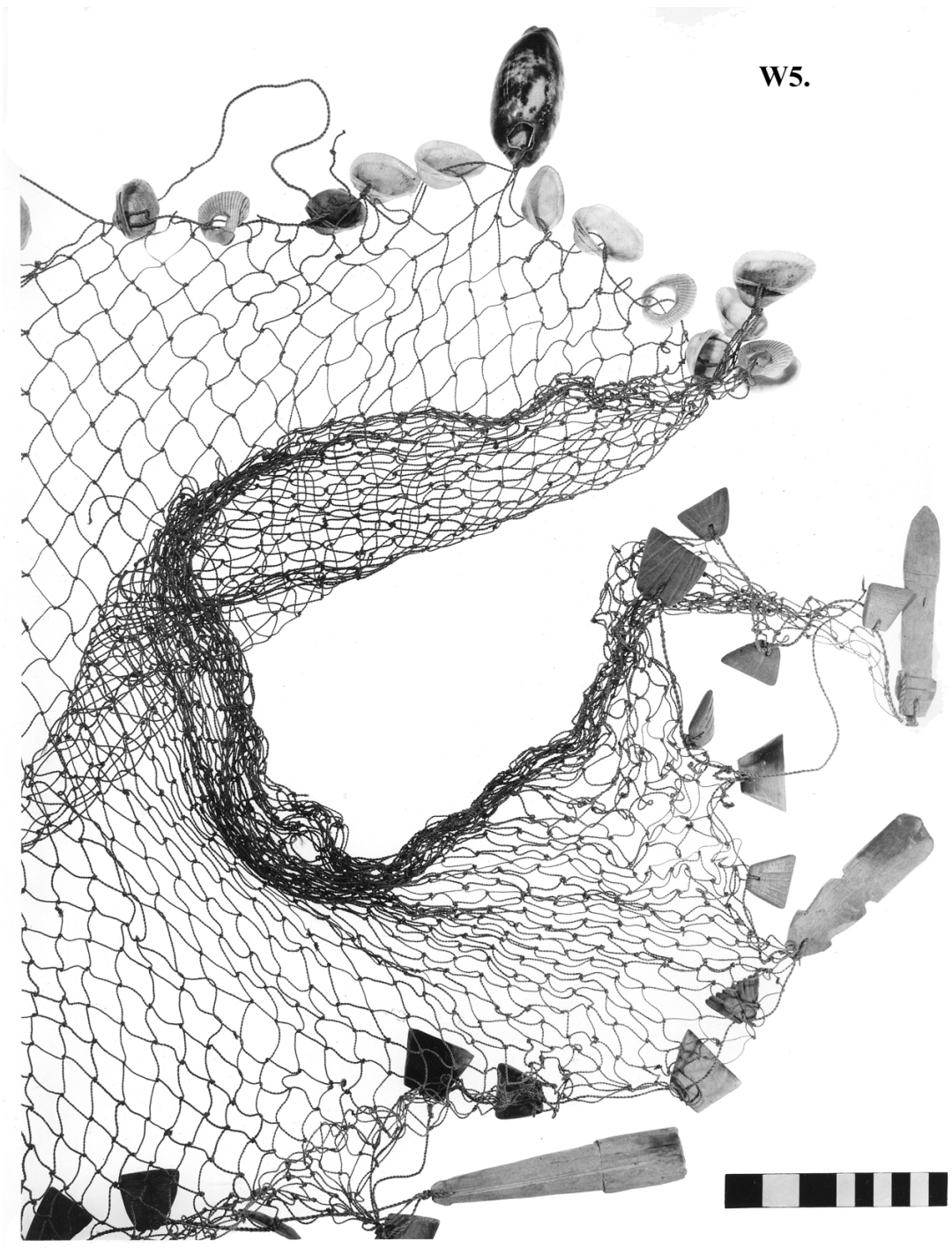
- V7. 18.5” shaft, 8.75” heel to toe – with some lashing material.
- V8. 14.25” shaft, 6.75” heel to toe – use-polished.
- V9. 17.25” shaft, 7.25” heel to toe – with some lashing material.
- V10. 23.00” shaft, 10.25” heel to toe –proximal end is carved.
- V11. 19.00” shaft, 7.25” heel to toe –proximal end is carved with bird scroll motif
and a human head is carved on the heel of the adze.
- V12. 17.00” shaft, 11.00” heel to toe –Toe is carved to receive a stone blade.



CODE BLACK W:

Fishing Gear.

- | | | |
|-----|----------------------|------------------------------------------------------------------------|
| W1. | 72.00" x 7.00" | Badly perished net made of single strand of fibre with 0.75" mesh. |
| W2. | 138.00" x 6.00" | In good condition made of single strand of fibre with 0.75" mesh. |
| W3. | 240.00" x 8.00" | In excellent condition made of single strand of fibre with 0.75" mesh. |
| W4. | 150.00" x 18.00"-30" | Badly torn. Simply carved floats, 1.75" mesh. |
| W5. | 320.00" x 30.00" | Perfect condition with 1.5" mesh.
0.75" mesh. |
| W6. | | Two piece badly perished butterfly net with handles. |

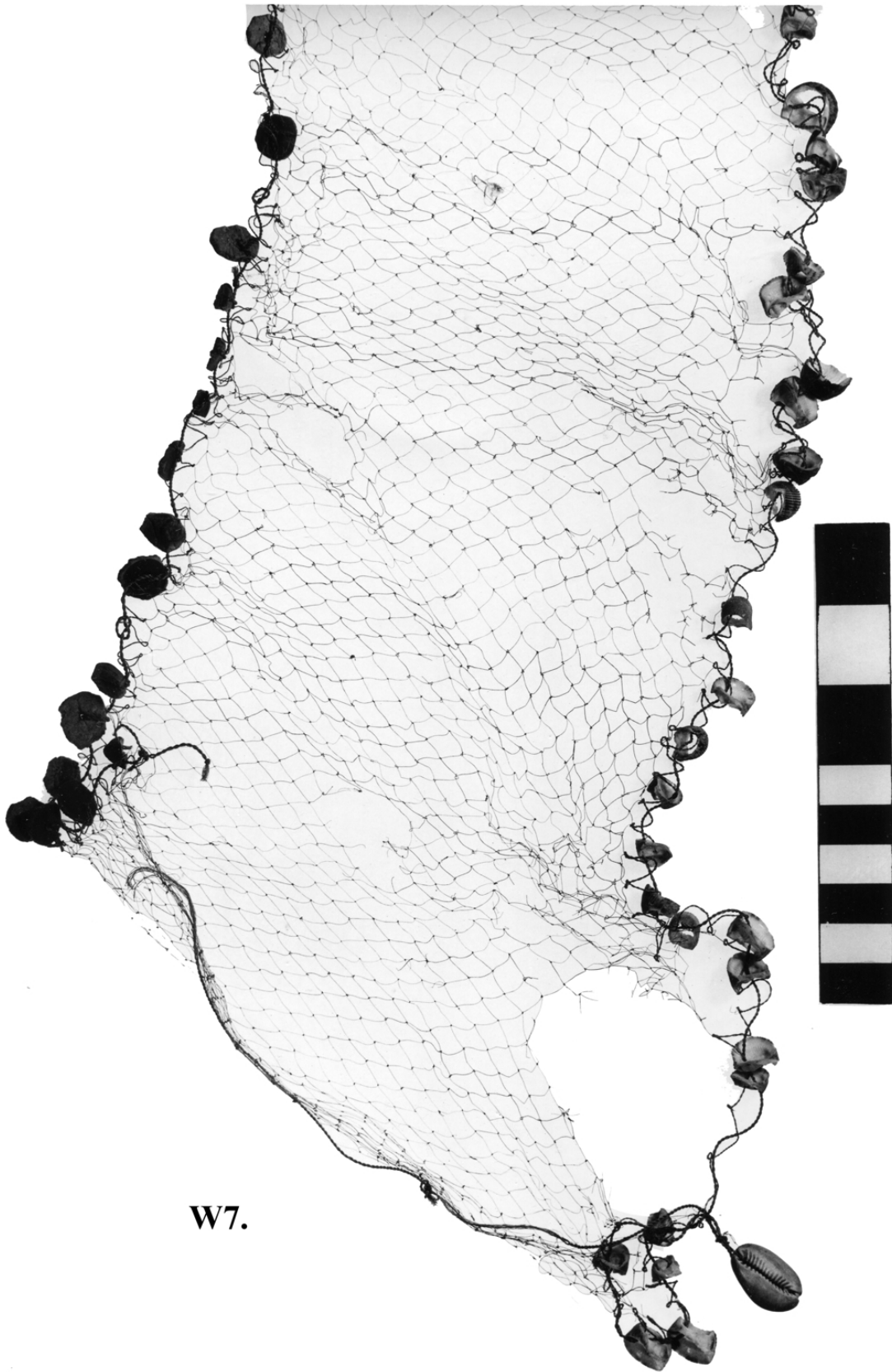


W5.

CODE BLACK W:

Fishing Gear.

W7. 84.00" x 7.00" Net in reasonable condition, made of single strand of fibre with 0.75" mesh.



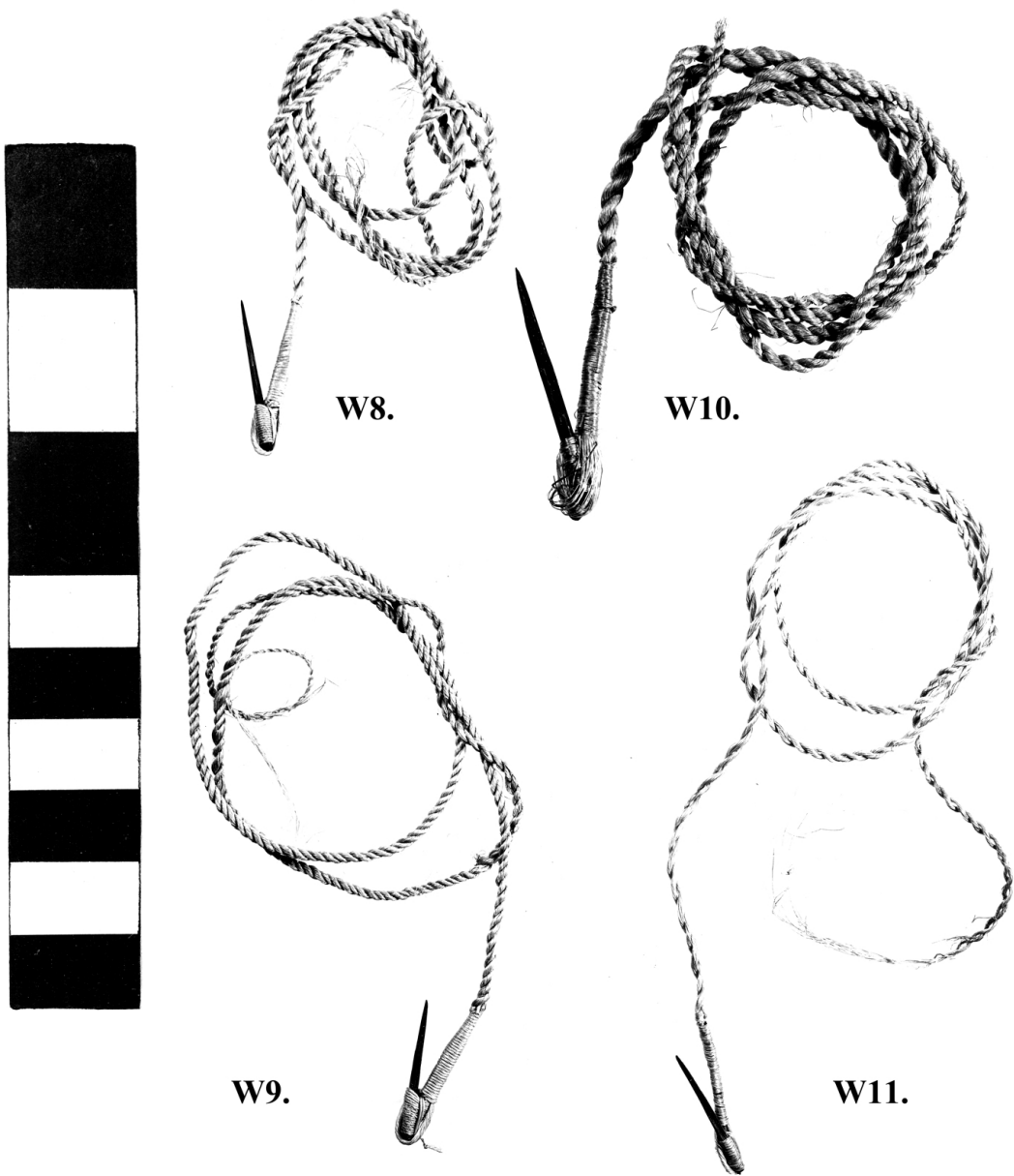
W7.

CODE BLACK W:

Fishing Gear.

Fish hooks made by finely binding two pieces of palm wood with fibre to form shank and point. Equipped with snoods.

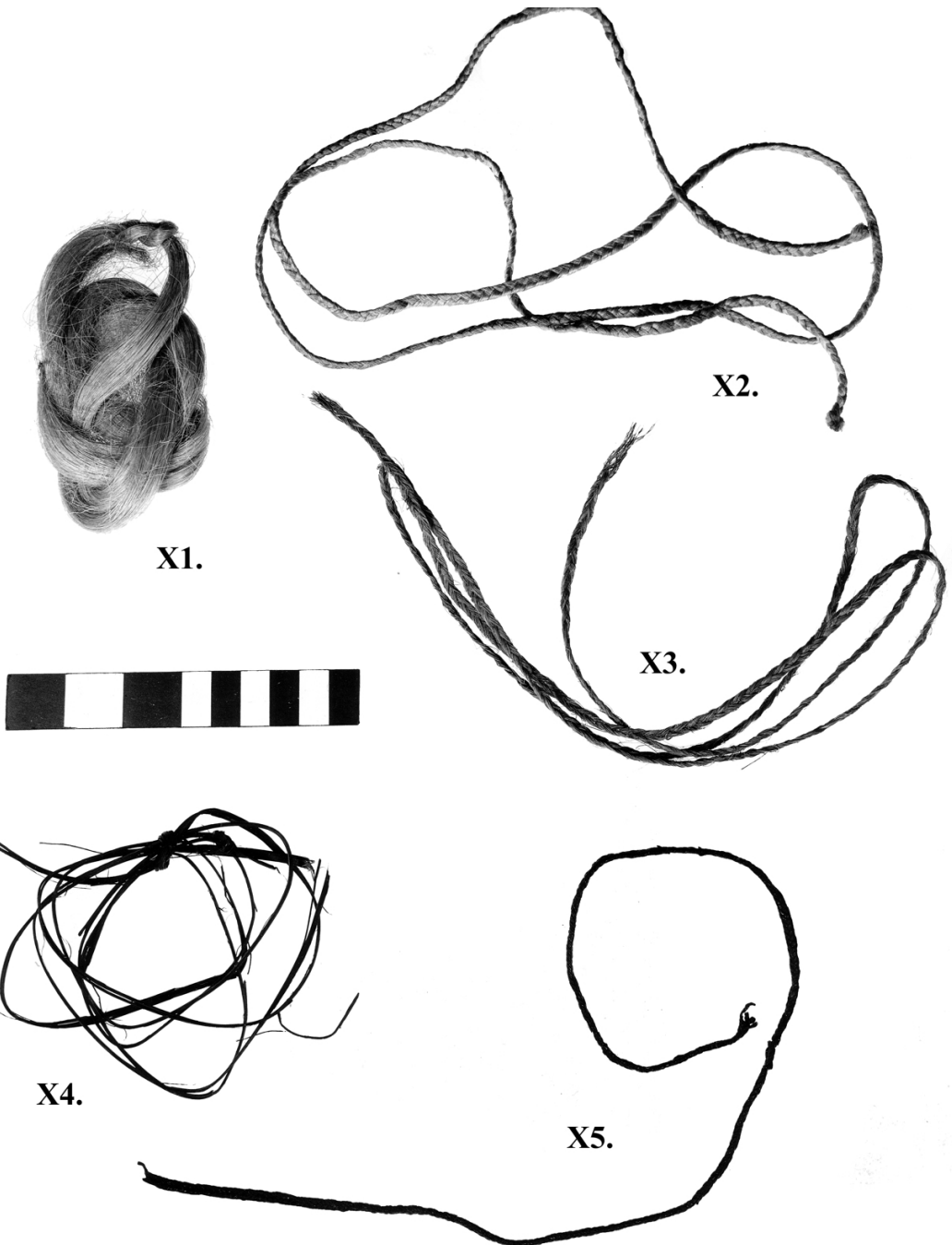
- | | | |
|------|-------|--------------------------------------------------------------|
| W8. | 1.1" | Wood shank and point bound with fibre. 21.00" tapered snood. |
| W9. | 1.00" | Wood shank and point bound with fibre. 21.00" tapered snood. |
| W10. | 1.7" | Wood shank and point bound with fibre. 26.00" tapered snood. |
| W11. | 1.1" | Wood shank and point bound with fibre. 20.00" tapered snood. |



CODE BLACK X:

Fibre and Cordage.

- X1. Small bundle of prepared pandanus fibre.
- X2. Three balls of plaited pandanus fibre.
- X3. Two balls of plaited coconut fibre.
- X4. Small length of raw fern stem used for fibre.
- X5. One ball of braided fern fibre.
- X6. One small length of spun pandanus fibre string.



X1.

X2.

X3.


X4.

X5.

CODE BLACK Y:

Sewing Utensils.


- Y1. 4.00" Turtle shell bodkin made from Hawksbill turtle shell.
- Y2. 3.6" Needle of bone.
- Y3. Sewing kit of three tools pinned in a piece of bark cloth.
1.75" Flying fox wing bone needle with a cord still in the eye.
3.5" needle of bone.
2.6" stingray-spine awl.
- Y4. 4.5" Turtle shell needle made from Hawksbill turtle shell.



Y1.



Y2.




Y3.

CODE BLACK Z:

Sorcerer's Kit.

A variety of bone and wood spikes said to have been used by Trobriand sorcerers by Mrs Walker, who had given talks on the subject.

- | | | |
|-----|-------|---------------------------------------------------------------------------------|
| Z1. | 4.1" | Two spikes made from splinters of bamboo |
| Z2. | 10.6" | Spike or skewer of black palm wood. |
| Z3. | 7.2" | Two slender curved pointed spikes, said to have been made from human rib-bones. |



Z1.

Z3.


Z2.

CODE RED A:

Armbands Fashioned From Sections of Large Cone Shells (*Conus millepunctatus*) and Trochus Shells (*Trochus niloticus*).

Worn as ornaments with the more refined examples of cone shell armbands playing an important role in the Kula exchange cycle of the region.

- | | | |
|-----|----------------|-----------------------------------------------------------------------------------------------------------|
| A1. | 3.5" diameter | Well polished cone shell armband with seeds, trade Beads and shell discs attached. |
| A2. | 3.5" diameter | Rough unpolished cone shell armband |
| A3. | 3.00" diameter | Rough unpolished cone shell armband pierced with two holes for suspension of beads etc. |
| A4. | 3.00" diameter | Rough unpolished cone shell armband pierced on the flange with three holes for suspension of beads etc. |
| A5. | 3.00" diameter | Rough unpolished cone shell armband. |
| A6. | 3.25" diameter | Large and well made but unpolished cone shell armband |
| A7. | 3.5" diameter | Large, well polished cone shell armband with seeds, trade beads and shell discs attached. |
| A8. | 3.5" diameter | Large, well polished cone shell armband with small string of seeds, trade beads and shell discs attached. |
| A9. | 4.00" diameter | Large, thin, well polished trochus shell armband. |

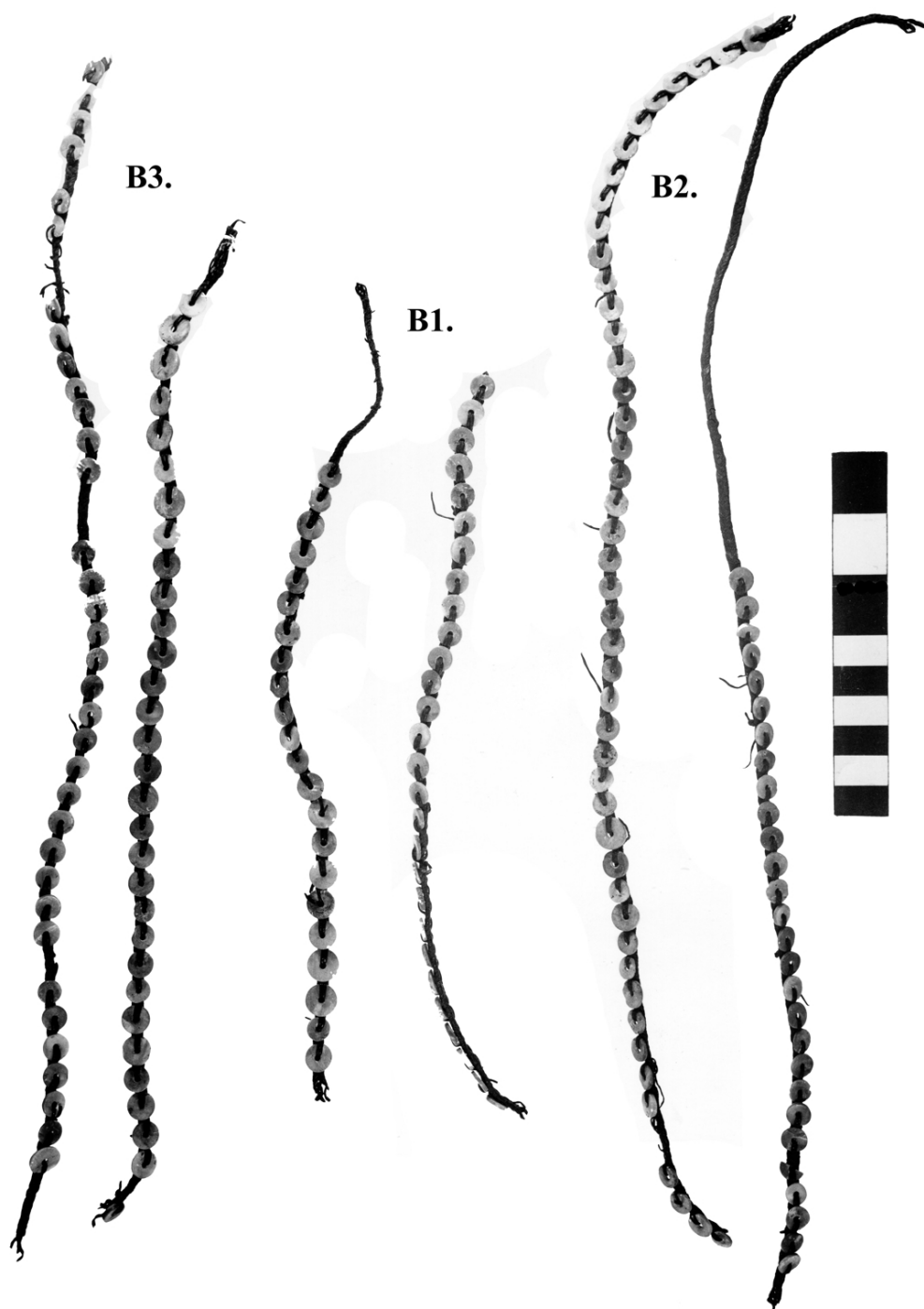


CODE RED B:

**Pairs of Armlets Fashioned Made from Braided Fern Fibre Bands with Red
Kaloma Shell Discs Attached.**

Red shell discs are cut from several varieties of Thorny Oysters (*Spondylus* sp).

B1.	a)	14.5"
B1.	b)	13.5"
B2.	a)	23.5" Half the shell discs are missing.
B2.	b)	22.00"
B3.	a)	18.00"
B3.	b)	21.00"

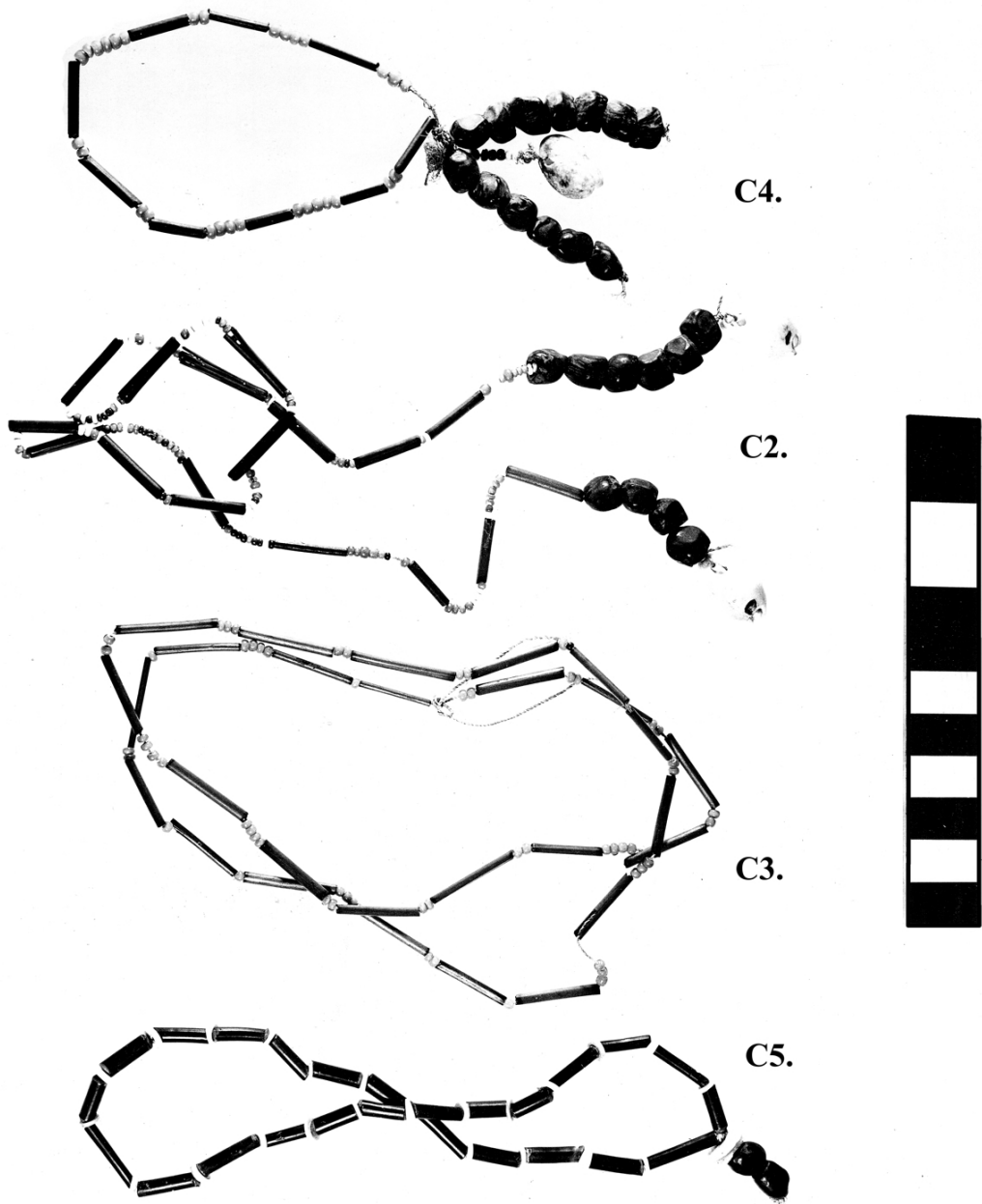


CODE RED C:

Necklaces Incorporating Bugles Cut from the Wing Quills of Cassowaries and Beads or Shell Discs, and Banana Seeds.

NOTE: In the original catalogue these were listed as 'bugle-grass' beads.

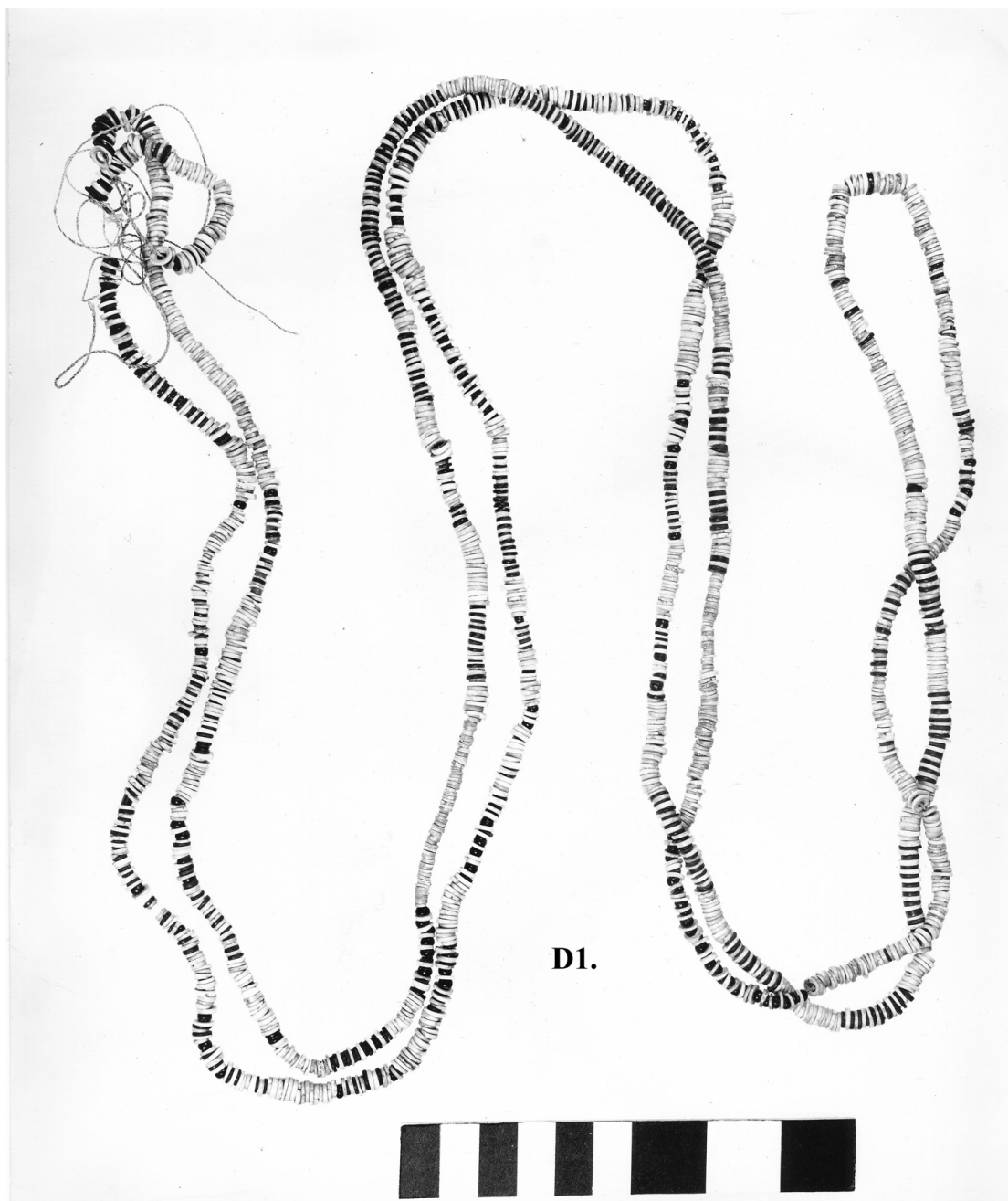
- | | | |
|-----|-----------------|-------------------------------------------------------------------------------------------------------------|
| C1. | 26.00" | Fragile disintegrating string with many elements lost.
Red bead spacers |
| C2. | 29.00" | Single strand with cowrie shell (<i>Cypraea</i> sp) and
banana seed end members and trade bead spacers. |
| C3. | 12.00" diameter | With red bead spacers |
| C4. | 3.00" diameter | With two 2.5" tassels of banana seeds and a pendant
bubble shell (<i>Bulla</i> sp). |
| C5. | 18.00" | With white trade bead spacers and seed connectors. |
| C6. | 41.5" | With white trade bead spacers and two banana seeds. |



CODE RED D:

'Necklace' of Black and White and Shell Discs.

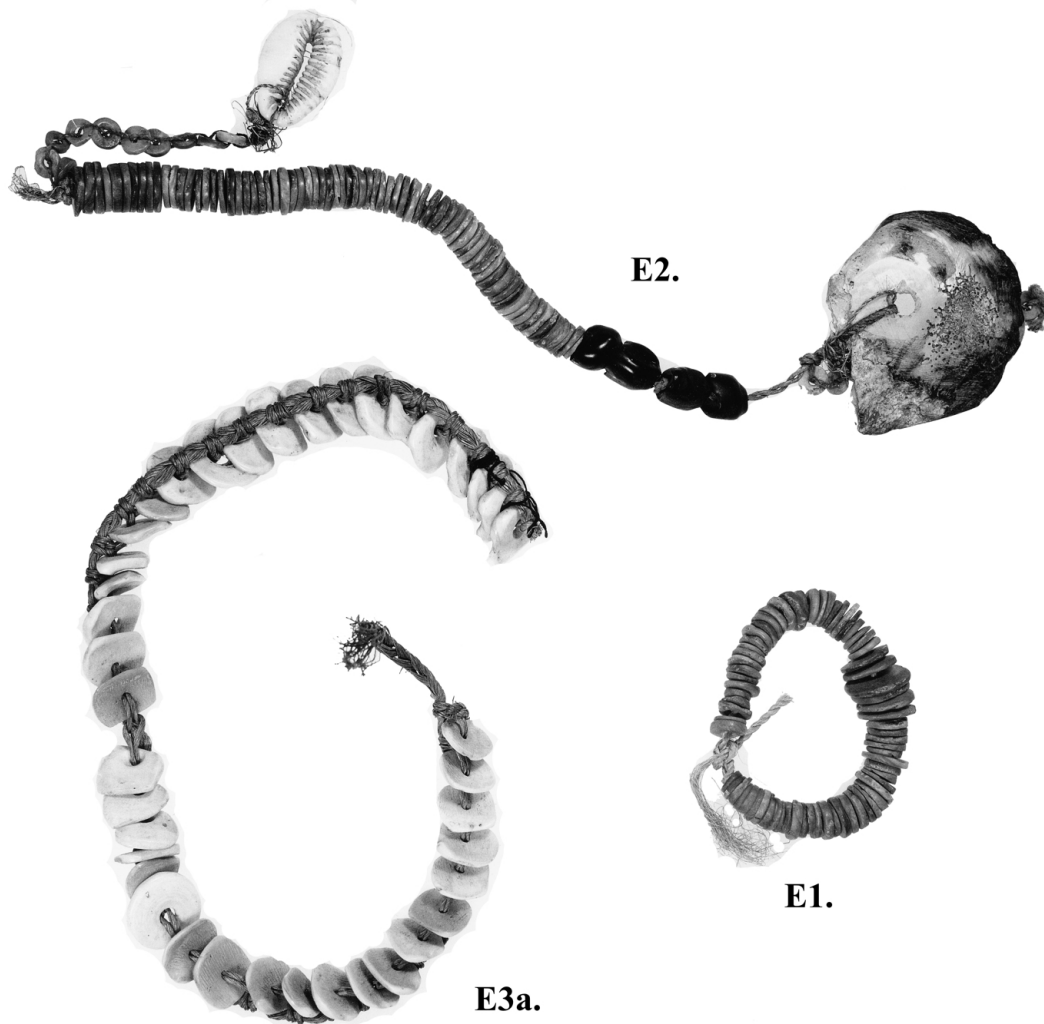
D1. 60.00" Also incorporating a few trade beads.



CODE RED E:

**Armlets and Strings of *Kaloma* (*Spondylus* sp) Shell Discs, that May be Strung
with other Shells or Seeds.**

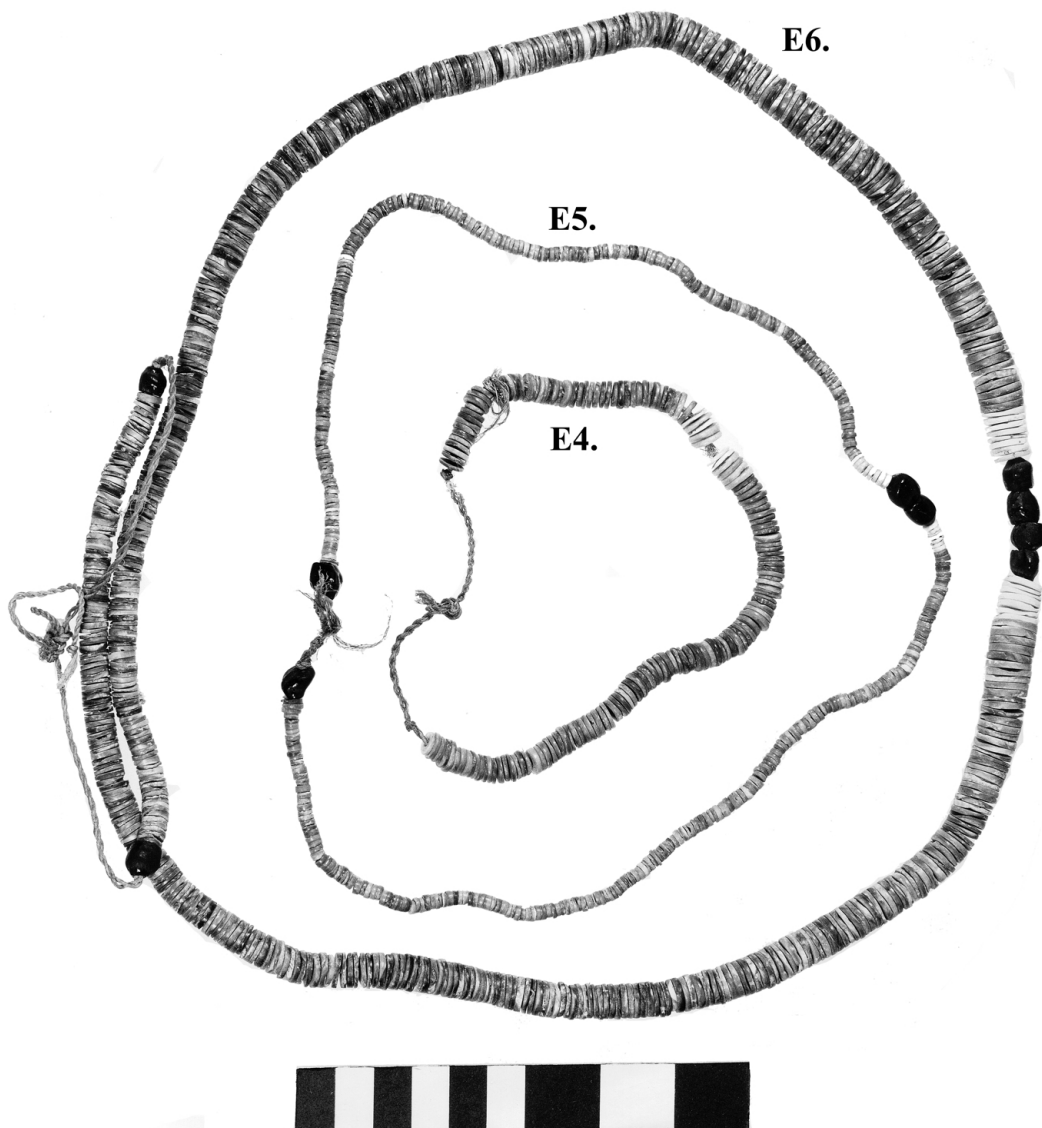
- | | | |
|-----|-----------------------|------------------------------------------------------------------------------------------------------|
| E1. | 4.00" | Small mixed string. |
| E2. | 12.00" | String with cowrie shell, banana seeds, and valve
of pearl shell. |
| E3. | a) 13.5"
b) 14.00" | Braided fibre strap with large pink shell discs.
Braided fibre strap with large pink shell discs. |



CODE RED E:

**Armlets and Strings of *Kaloma* (*Spondylus* sp) Shell Discs, that May be Strung
with other Shells or Seeds.**

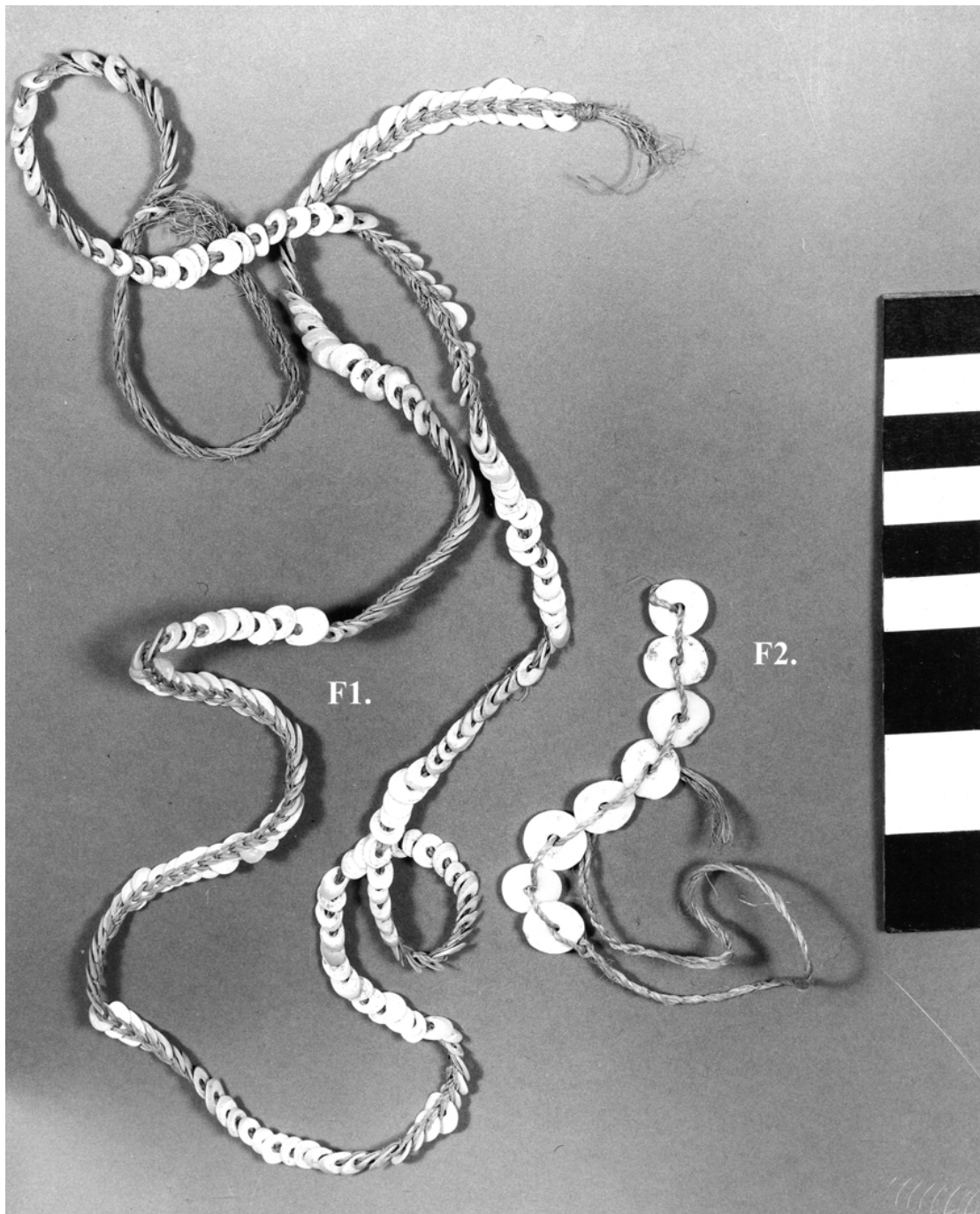
- | | | |
|-----|--------|-------------------------------------------------------------|
| E4. | 16.00" | Short thick string of discs. |
| E5. | 27.00" | Thin string – a <i>bagi</i> or <i>soulava</i> (?). |
| E6. | 47.00" | Long length with large 0.5" shell discs. |
| E7. | 29.00" | well made with wide shell discs and banana seeds. |
| E8. | 57.00" | well made and polished but strung on non-indigenous string. |



CODE RED F:

Lengths of Braided Fibre with White Shell Discs.

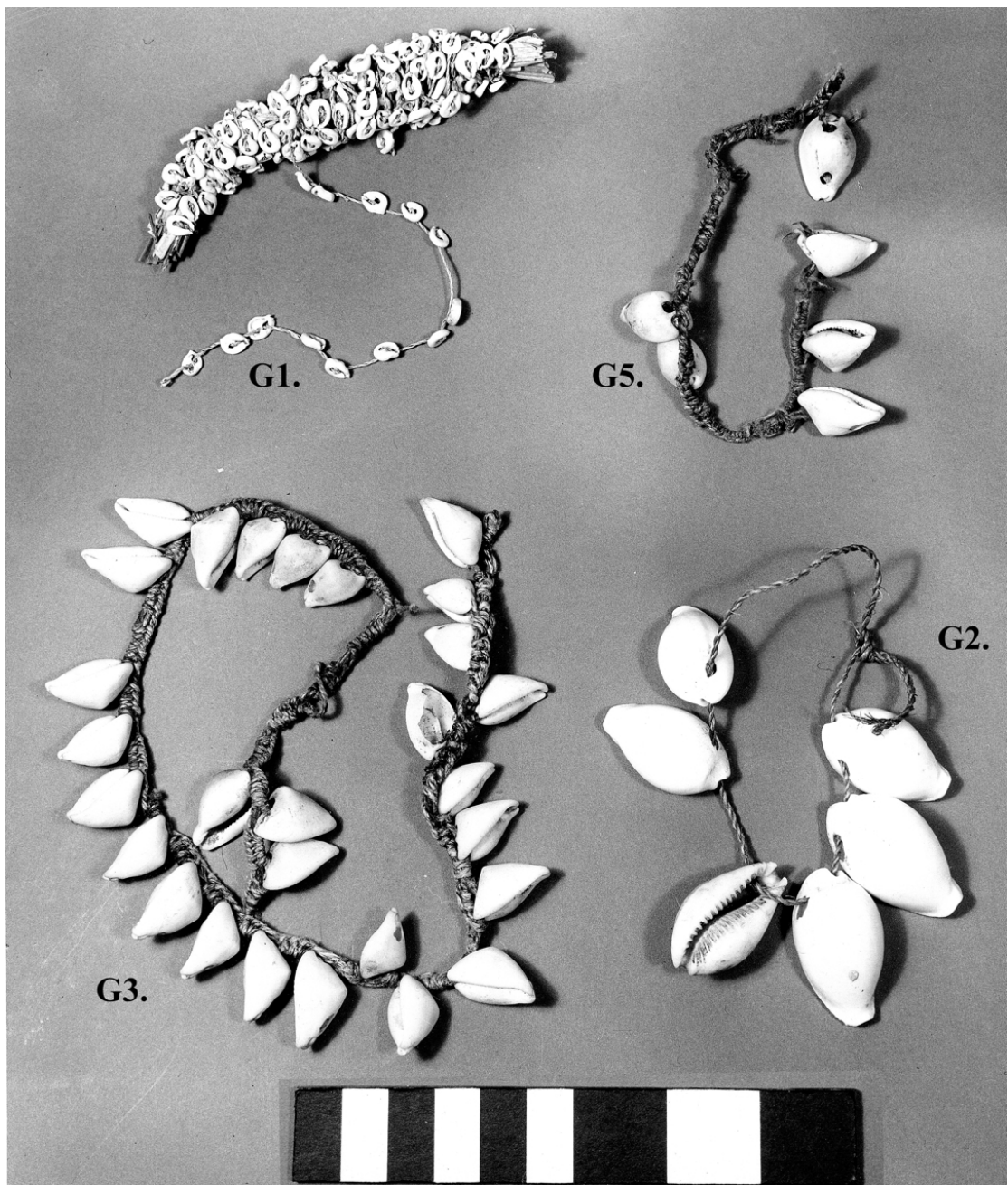
- | | | |
|-----|--------|-------------------------------------------------------------------------------|
| F1. | 44.00" | Long thin braided strap set with close-set, overlapping nacreous shell discs. |
| F2. | 10.00" | Braided strap with 4.00" section of large white shell discs. |



CODE RED G:

Strings of Shells Other Than Kaloma or Sapisapi Discs.

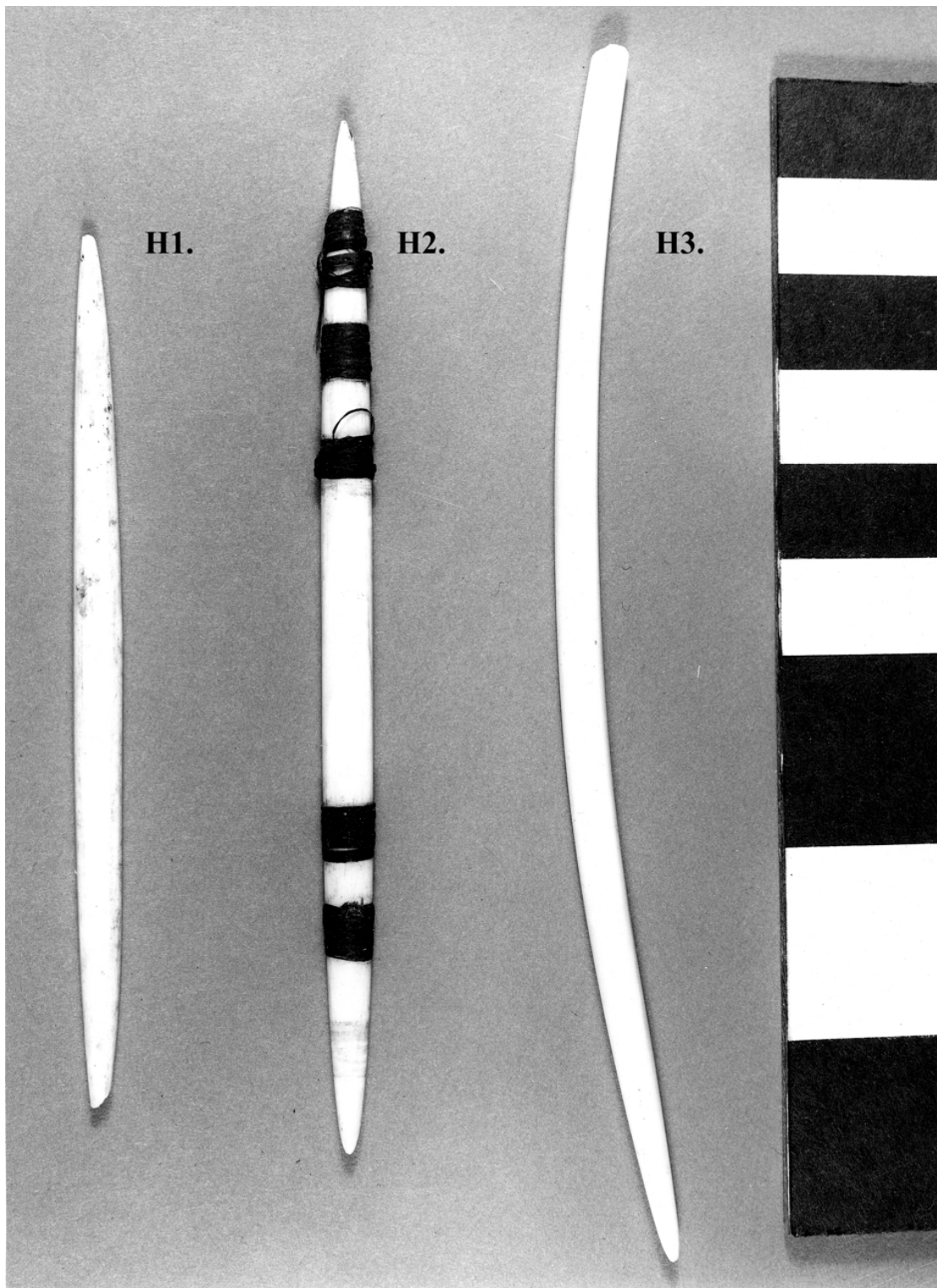
- G1. A 5.5" piece of bark wrapped with a thin string of *giri-giri* -the apertures of the shells *Nassa callosa* or *Nassa camelus*, threaded on fine twine.
- G2. Armlet of six, medium sized white cowrie shells
An insignia of rank
- G3. 21.00" String of 28, medium sized white cowrie shells.
- G4. A small circlet of strung pelecypod valves – a ring (?).
- G5. Small armlet with six white cowrie shells
- G6. 12.5" Strand of rattan strung with apertures of the shells *Nassa callosa* or *Nassa camelus*, threaded on fine twine. – A piece of New Britain *diwarra* or *tambu* (?).



CODE RED H:

Bi-pointed Nose-pins Made from Clam (*Tridacna* sp) Shell.


- | | | |
|-----|-------|---------------------------------------------------------|
| H1. | 4.00" | Straight with a point chipped at one end. |
| H2. | 4.00" | Straight, originally wrapped with six fine fibre bands. |
| H3. | 6.00" | Curved with a point broken off at one end. |
| H4. | 5.6" | Straight, one end splintered. |



CODE RED J:

**A *Kapkap* Type Forehead Ornament of Baler (*Melo* sp) Shell Disc with a Round,
Central Plaque of Coconut Shell Attached.**

J1. 6.25" x 5.6" Baler shell disc with 2.00" disc of coconut shell with
engraved perimeter and serrated edge fixed to it. On the
back is written 'Forehead Worn in War'.




CODE RED K:

Coconut Shell 'Jewel Box'.

- K1. 4.00" A large beautifully engraved coconut shell filled with fibre and two small strings of shell discs. The engraved design appears to be based on the serpent-head motif of the region.




K1.



CODE RED L:

Arm and Wrist Ornaments made from Braided Fern Fibre.

- | | | |
|-----|-------|-----------------------------------------|
| L1. | 2.25" | Armlet with small shell discs attached. |
| L2. | 4.00" | Armlet. |
| L3. | 7.25" | Wristlet. |
| L4. | 7.00" | Wristlet in two parts. |
| L5. | | Wristlet in the process of being woven. |



L3.



L1.




L2.



CODE RED M:

Bamboo Combs – Delicate Triangular Combs of Split and Tied Bamboo with Elegantly Shaped Finials.


M1.	7.5"	
M2.	7.5"	
M3.	7.75"	Perished.
M4.	8.00"	
M5.	7.25"	
M6.	7.75"	
M7.	7.00"	Perished.
M8.	7.75"	
M9.	7.25"	
M10.	8.75"	Perished.
M11.	8.25"	
M12.	8.00"	
M13.	8.75"	
M14.	8.00"	
M15.	8.25"	Finial is a bird-scral similar to that found on dance shields or canoe ornaments.
M16.	7.5"	
M17.	8.00"	
M18.	7.75"	
M19.	15.5"	Double-ended comb.
M20.	7.75"	




CODE RED N:

Polished Coconut Shell Armband.

N1. 2.25" Armband cut from the shell of an immature coconut and polished.




N1.



CODE RED P:

Fans Skilfully Woven from Palm Fronds with Fibre-Bound Handles.

- P1. Large fan with laterally placed handle.
- P2. Lozenge-shaped fan with pattern created in the weave with black-dyed palm fronds.
- P3. Well made fan but with coarse weaving.



P1.

P2.

P3.